

Name: _____

MULTI COLOR DECAL

USING THE ROLAND GX-24

DESCRIPTION

Stevenson high school has recently revised its iPad policy. Students are now the owners of their school issued iPads. This puts more responsibility on the students to take care of their iPads. It also means that the school will no longer be tracking lost iPads. Many students have started adding decals to the back of their iPads to distinguish them from other student's iPads. In this project, you will be designing a 3 color decal to be cut on the Roland GX-24 for your iPad.



LEARNING TARGETS


STANDARD 4 - PRINT PRODUCTION

| | Exceeds Mastery | Demonstrates Mastery | Approaching Mastery | Developing Foundational Skills |
|----------|---|--|---|--|
| 4 | I demonstrate safe and advanced operation of all production equipment to produce high quality reproductions of designs/layouts/artwork on various media. | I demonstrate safe and efficient operation of all production equipment to produce high quality reproductions of designs/layouts/artwork on various media. | I demonstrate safe and efficient operation of most production equipment to produce high quality reproductions of designs/layouts/artwork on various media. | I demonstrate safe and efficient operation of few production equipment to produce high quality reproductions of designs/layouts/artwork on various media. |









DESIGN & PRODUCTION SPECS

| Preparing Documents for Print | Production Skills |
|---|---|
| <ol style="list-style-type: none"> You will design and produce a three color decal. You will cut several decals at different sizes, however, please turn in one no larger than 4" x 4". At least two colors must touch. Your design needs to be prepared correctly for the Roland GX-24. Use the Roland GX-24 flowchart to properly prepare the file. | <ol style="list-style-type: none"> The decal will be cut using the Roland GX-24. Use the Roland GX-24 Guide to properly cut, weed, and apply your decal. The weeded decal must be applied to the classroom cabinet using transfer tape. <i>Write your name in pencil next to your decal.</i> |

EXAMPLES



SOFTWARE/EQUIPMENT/MATERIALS/TOOLS

| | | | |
|---|---|--|---|
|  |  |  |  |
| Software Adobe Illustrator | Equipment Roland GX-24 | Materials Decal Vinyl | Materials Transfer Tape |
|  |  |  |  |
| Tools Squeegee | Tools Scissors | Tools X-Acto Knife | Tools Weeding Tool |

DELIVERABLES

The following will be submitted for evaluation:

- Your fully weeded decal will be applied to the classroom cabinet. Write your name next to your decal in **pencil**.
- Your registration marks. Write your name on the back.

DUE DATE

Group 1: **February 8, 2018** or Group 2: **February 15, 2018**

ASSESSMENT

| 4 Production | | | |
|---|---|--|---|
| <p>I use the equipment flowcharts to prepare documents that meet the unique needs of each output device (production ready documents) and result in a professional quality finished product.</p> <p>I operate production equipment safely and efficiently to produce professional quality reproductions of designs/layouts/artwork on various media with complex design features.</p> <p><input type="checkbox"/> 4</p> | <p>I use the equipment flowcharts to prepare documents that meet the unique needs of each output device (production ready documents) and result in the intended finished product.</p> <p>I operate production equipment safely and efficiently to produce high quality reproductions of designs/layouts/artwork on various media.</p> <p><input type="checkbox"/> 3</p> | <p>I use the equipment flowcharts to prepare documents that meet the unique needs of each output device (production ready documents).</p> <p>I operate production equipment safely to produce mediocre quality reproductions of designs/layouts/artwork on various media.</p> <p><input type="checkbox"/> 2</p> | <p>I attempt to use the equipment flowcharts to prepare documents for each output device.</p> <p>With teacher or peer assistance/guidance, I operate production equipment safely to produce reproductions of designs/layouts/artwork on various media. Without teacher or peer assistance/guidance, I don't operate production equipment correctly.</p> <p><input type="checkbox"/> 1</p> |
| Comments: | | | |
| <i>Note: Only "school appropriate" designs will be graded.</i> | | | |