





LANGUAGE ARTS DAILY AGENDA



THURSDAY, MARCH 2, 2023

	<p>LEARNING FROM HOME</p>	<ol style="list-style-type: none"> 1. Read your independent reader - 20-30 minutes 2. Check for missing assignments this week and on Skyward - complete them as directed 1. Complete your Writing Into the Day prompt - see below 	<p>Resources Needed: Spiral notebook Independent reader</p>
--	----------------------------------	--	--

MORNING CLASS

1		<p>WRITING INTO THE DAY</p>	<p>Use the following prompt and your Writer's Notebook to construct your writing. Please write for the entire time. Choose one of the following to write about today:</p> <ol style="list-style-type: none"> 1) "The one product or service I don't think I could live without is..." 2) "What are 3 skills I'd like to learn in the next 5 years?" 	<ul style="list-style-type: none"> ● Writer's Notebook
2		<p>FINALIZING YOUR FINAL DRAFT & MUSEUM PLACE CARD</p>	<ol style="list-style-type: none"> 1. Based on your artist feedback, move forward to your final draft 2. Use the supplies located in the classroom to continue your work 3. Go back to your museum place cards and finish your write-up - <i>remember to think about message clarity, sentence variety, and grammar.</i> 	<ul style="list-style-type: none"> ● 1st hour MPC ● 2nd hour MPC ● 3rd hour MPC
3		<p>FINISHED? PICK A GOOD BOOK</p>	<ol style="list-style-type: none"> 1. While we wait for other groups to finish their work for this unit, read your independent reader OR choose a book from the class library. 	<ul style="list-style-type: none"> ● Class library

AFTERNOON CLASS

1		<p>MINI LESSON ON THE KICKBOX</p>	<ol style="list-style-type: none"> 1. The Kickbox resource and how will we be using it 2. Working with the "Before We Start" pages and getting organized 	<ul style="list-style-type: none"> ● The Kickbox Resource
2		<p>BRAINSTORMING ASPECTS OF INTEREST</p>	<ol style="list-style-type: none"> 1. Access the Kickbox resource 2. Go to slide 3 "Knowing Your Why" 3. Follow the directions and complete the brainstorm 	<ul style="list-style-type: none"> ● The Kickbox Resource

<p>DUE DATES</p>	<p>ALL protest art aspects should be finished by today (final product and place card)</p>
-------------------------	--

Projector Table: Emmett, Emma, Madi

Table by the Dry Erase Board: Preston, Sidney, Raegan

Booth: Emerson, Nevaeh, Jack

Table by the bulletin board: Loni, Ashlyn, Mya

Table by the class folders: Ethan, Keirstyn, Logan

Table by the window: Ayden, Bryden