

Technology Help Sheet 2021

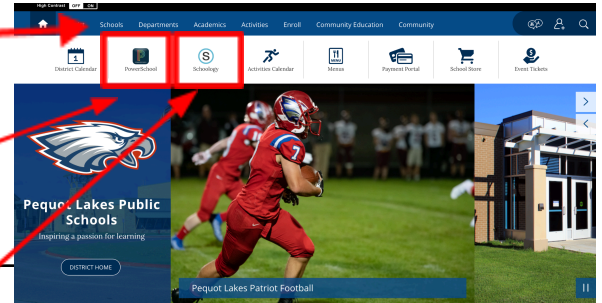
The Pequot Lakes School District website has been updated to be more user-friendly with links that allow easier access to resources. Check it out at www.isd186.org

To get to your School page:

Hover over “Schools” (top left)
Choose your child’s school

_____ PowerSchool

_____ Schoolology



PowerSchool

Powerschool

Go to: <http://isd186.powerschool.com>

Or you can access powerschool via the school website:

Start at www.isd186.org → choose PowerSchool

Enter Username & Password

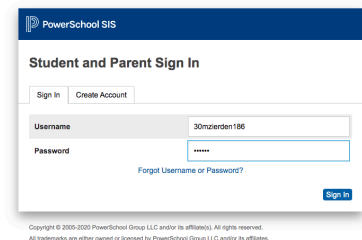
Example:

Username: 30mzierden186

Password: 123abc

If this is your first time using PowerSchool, please follow these instructions:

[PowerSchool Parent Log-in Instructions](#)



Get PowerSchool Student Access ID and Access Password for your child(ren) by contacting the EV office secretaries: cchiodi@isd186.org or rolson@isd186.org

Student Email Address

Every student has an email address. The email address begins similar to the Powerschool username above, but remove the “186” part of that and add “@isd186.org” to the end.

Example:

Email address: 30mzierden@isd186.org

Password: 123abc

***Please Note:** ALL school-issued chromebooks will require students to sign-in using THIS student email address.

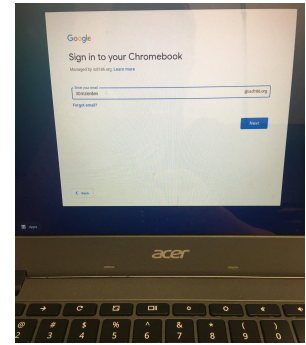
Chromebook

Sign into the chromebook using the student email address.
Please note, you do not need to type “@isd186.org” in as it’s already provided there to the right.

Example:

Username: 30mzierden

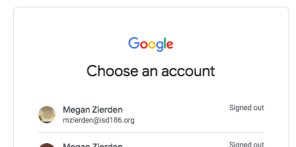
Password: 123abc



Schoology

Accessing Schoology from District Issued Chromebook:

Once students are logged in to their chromebook, they should not have to re-enter their credentials to access Schoology. Simply choose your STUDENT EMAIL ADDRESS.



Accessing Schoology from a non-District issued device:

Start at www.isd186.org → Choose Schoology (located in the top white band)
Choose ‘Sign in with Google’ and enter your STUDENT EMAIL ADDRESS.

Example:

Username: 30mzeirden@isd186.org

Password: 123abc

