https://www.raiseright.com/

Step 1: Go to the website and click on “sign up”

Step 2: Enter our enrollment code under “Join an existing program”

ENROLLMENT CODE: 2TL6TWRVAG2F

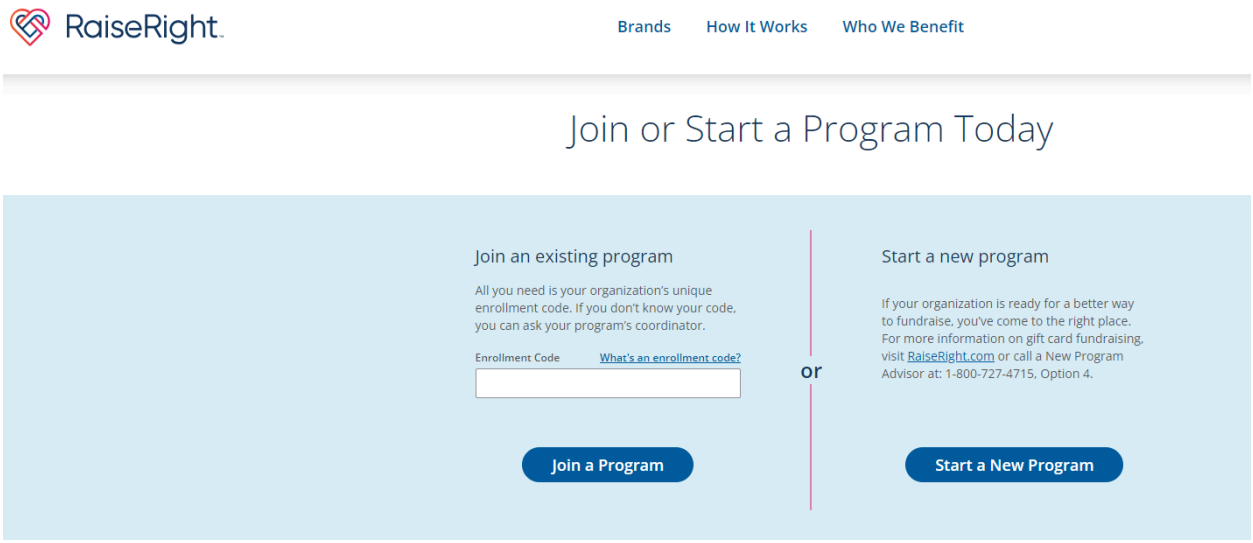

Step 3: Enter your information and create your account:

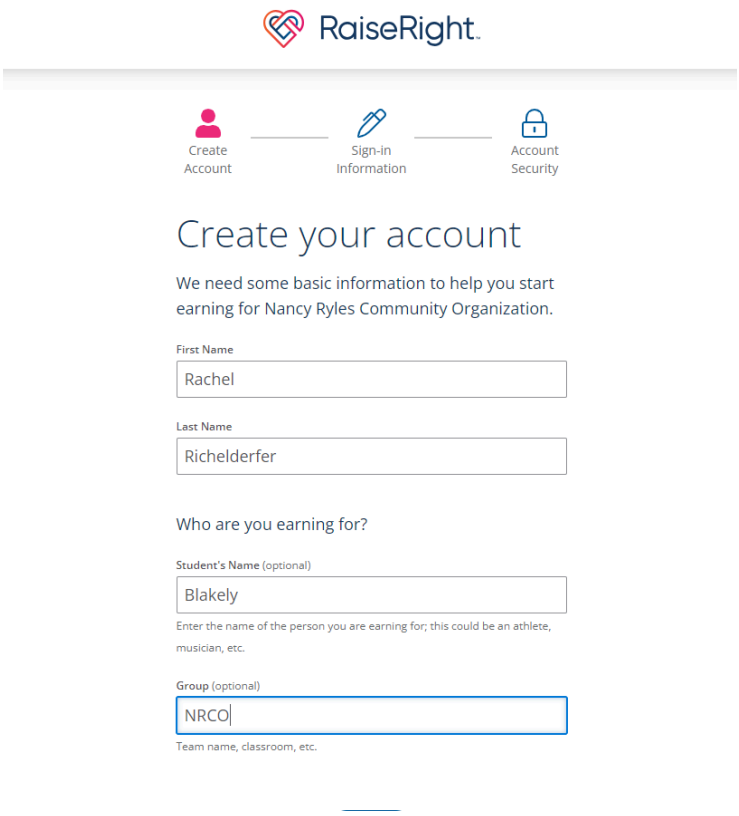

Step 4: Go into Settings and go to payment options to setup your payment system.

- NOTE: If you enter your banking account information it will only be a .29 charge per transaction. If you use debit card or credit card it's a percentage instead of flat fee.

Step 5: Start Shopping!

Think about the places you shop weekly, monthly, birthday/Christmas presents. You can purchase e giftcards to be used immediately. I did this for Starbucks and was able to use it 1 minute after purchasing. You can purchase physical gift cards to be sent to you or someone else as a gift.

We currently use Home Chef meal services so that's a weekly expense we have. I purchased a gift card for Home Chef to be applied to our account and use on our next shipment. 100.00 I would have spent anyway. A .29 fee and 13.00 directly to Nancy Ryles. It's 13.00 I wouldn't have been giving Nancy Ryles but it's an expense I would have been giving Home Chef and all it cost me extra for my donation was .29.

It will not be our main fundraising effort but it's something that if we all pay attention to can be pretty lucrative in helping raise funds at NRCO and bring money back into the classroom for our teachers and students.

We have a D4D event at Red Robin in September and they are on Raise Right. So we can double earn for NRCO that evening.

NOTE: Pay attention to the "BONUS" section. You can get more earnings if you buy giftcards in that section. GAP and Old Navy are running a Bonus right now. Just in time for back to school shopping.

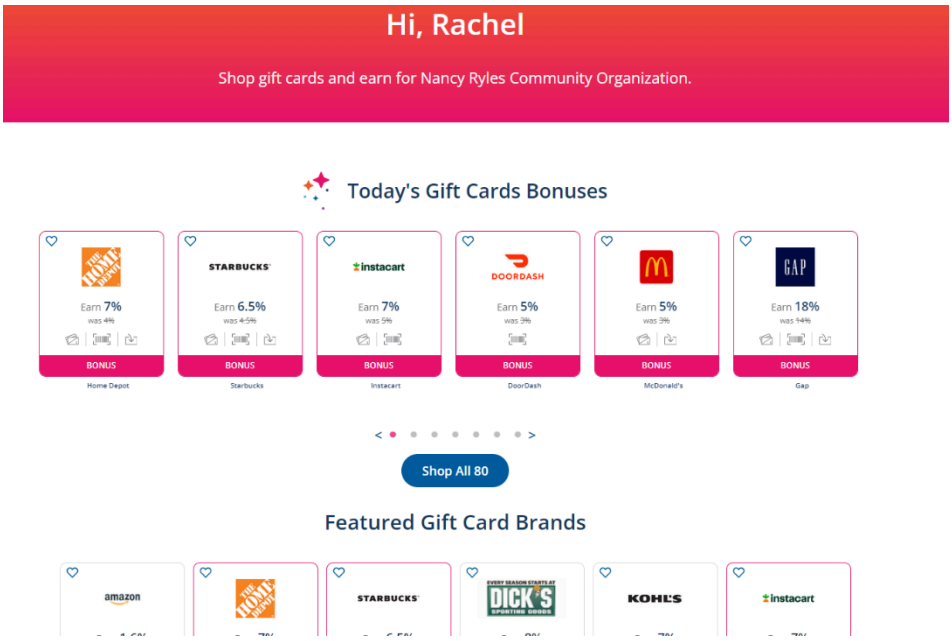

We normally earn 14% with GAP and right now they're offering 18% earnings.