

Bilingual Thematic Overview

Grade level __1st__ Theme: Long Ago & Today

Language Function(s) __Compare and Contrast__

Year long % LOTE __50__ % English __50%

This theme is grounded in: LOTE or English

SEAL :

1st: [Suggested Pacing Guide](#)

[One Stop SEAL Shop: Implementation Guidance with links](#)

Language Function

- **Primary:** Compare and Contrast
- **Secondary:** Describe Nonfiction
 1. Informational Writing

Books Provided

1st	When the Schools Shut down
1st	My great Aunt Arizona
1st	El libro de transporte

Enduring understandings:

- Over time, communities solve problems by adapting and innovating. A través del tiempo, las comunidades resuelven problemas adaptándose e innovando.

Essential Questions:

- Learning about the past can help us shape our future. / Aprender del pasado nos ayuda a crear el futuro.

Students will understand that:

How is our life different from those who lived in the past, and how is it the same? / ¿En qué se diferencia nuestra vida a la de los que vivieron en el pasado y en qué se parece?

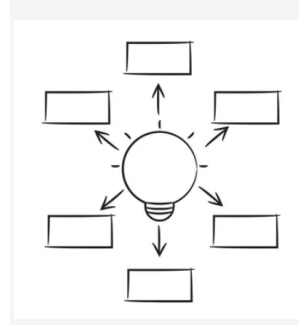
- **How does learning about the past help us shape our future? / Cómo nos ayuda crear el futuro cuando aprendemos del pasado?**

Weeks	Spanish Language Arts and Integrated Content	English Language Arts and Integrated Content	Designated ELD
<p>Day to Day Example</p> <p>Greenleaf Example</p> <p>1 & 2</p> <p>Introducing the Theme</p>	<p>Week 1: Unit Opening: Present Essential Question</p> <p>KWL</p> <p>Draw and Label: Escuelas - Antes y Ahora</p> <p>Chant: Cambios to the tune of La cucaracha</p> <p>Read Aloud: Big Book Adelante: Días de Escuela</p> <p>T-Chart: Determinacion</p>	<p>Week 1 Unit Opening:</p> <ul style="list-style-type: none"> • Present Essential Question • Gallery Walk <p>Poster New/Old Schools New/Old Cars New/Old Games</p> <ul style="list-style-type: none"> • Build the Knowledge Web - in the middle Long Ago/Today/ <ul style="list-style-type: none"> ○ Ask students what we know about how things were different long ago. Let's write down what we know 	<p>Week 1</p> <p>Chant: Compare & Contrast</p> <p>2 Days (Tuesday and Wednesday)</p> <p>Advance: Sounds of a School Day Long Ago Unit 7 Week 2 Lesson 3 &4</p> <p>2 Days (Thursday and Friday)</p> <p>Advance: The Story of the Whitehouse Unit 7 Week 2 Lesson 5 & 6</p>

Determination

Como se ve

Como se escucha



Essential Question

Read Aloud:

- My Great-Aunt Arizona
- [Planning Sheet/Guide](#)

Focus on Comprehension and Retell
Making Connections

Chant: Compare and Contrast

Mind Map/Process Grid

- Sequence of Events
 - Story Map

Purpose
to describe differences and Similarities among heroes and symbols

Verbs
-was
-were
-had
-believed
-dedicated
-recognized
-observed
-honor
-represented
-stood
-symbolize

Compare & Contrast

Sentence frames
—was— but—
—was not.—
They both were —

Graphic organizers
Tree chart
Venn diagram
Double Bubble web

Week 2:

Essential Question

Lectura Larga 1: Lineas del tiempo, U7. Week 2. Extended Read 1

We can't find this.....

Read Aloud: Model T (Spanish Version short reading from Benchmark old version)

Chant: Cambios to the tune of La cucaracha

Graphic Organizer planning guide

Dictado: Ahora los estudiantes van a la misma aula. En el pasado todos los estudiantes estudiaban en la misma aula.

Ahora los niños van a su propio salón. Antes, niños de todas las edades estudiaban juntos.

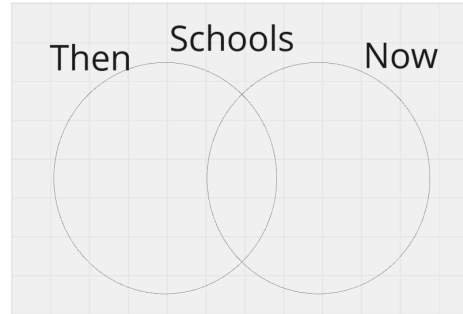
Week 2

Essential Question

Draw & Label

Read aloud: My Great-Aunt Arizona

- [Planning Sheet/Guide](#)



Writing: My great Aunt Arizona - Using the venn diagram write ___ sentences comparing and contrasting.

Writing

VENNI DIAGRAM AND SENTENCE FRAMES PLANNER

In "My Great-Aunt Arizona," school is different from school today because

_____.
In "My Great-Aunt Arizona," school is similar to school today because _____.

Schools in the past were: _____ and _____,
But schools in the present are _____ and _____.

Week 2

Read aloud:

Building Vocabulary

- My Great-Aunt Arizona

Focus on Compare/Contrast language

Writing

Chant: Compare and Contrast

Sentence Patterning Chart

Week 3

Building Content Knowledge

Week 3 y 4

Video: Los medios de transporte

1st grade Chant El Pasado y El Presente

Read Aloud: El transporte p.8-16
Linea del tiempo

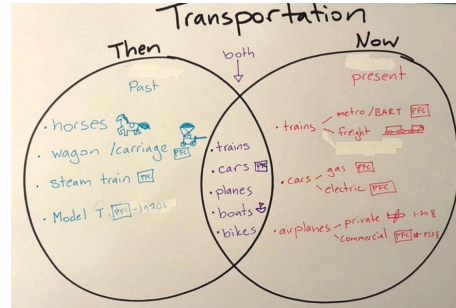
PROCESS GRID:

Modo	Ejemplo	Ventajas	Desventajas
tierra			
Agua			
vias			
Aire			

Dictation: Los medios de transporte van por agua, aire, rieles y tierra.

Week 3:

READ ALOUD: Long Ago in the Go



Sample Sentence Frames

Descriptive of each category:
 In the past, people traveled by _____. (in order to _____).
 Presently/Today people travel by _____. (in order to _____).

Comparative language once Venn diagram is complete:
 Same: _____ have been used both past and present.

Week 3

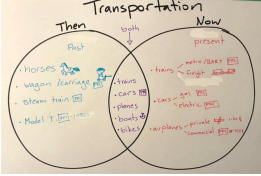
Chant: Transportation Here, Transportation There

Lets go, go go (Shared Reading)

Benchmark ELD UNIT 7 Week 1 Lesson 4

Using language that supports students to describe

- By Land**
- By track**
- By Air**
- By Water**

<p>Week 4</p>	<p>Week 4 - Games</p> <p>READ Aloud</p> <p>ChantModo</p>	<p style="text-align: center;">Unit 7 Week 3</p> <p>Chant: Everyone Works</p> <p style="text-align: center;"><small>Everyone Works (Tune: Ants Go Marching) By: Jaylene & Ashleigh</small></p> <p><small>Everyone in the world works hurrah hurrah Everyone in the world works hurrah hurrah Some people work at jobs in town and others work inside the house to help pay for our needs like food and shelter and clothes Bum bum bum</small></p> <p><small>Technology has changed the work hurrah hurrah Technology has changed the work hurrah hurrah Computers help us type our notes And email helps us communicate So we easily talk to The school Or doctor Or store Bum bum bum</small></p> <p><small>The way we get to work changed too hurrah hurrah The way we get to work changed too hurrah hurrah We used to walk or ride a horse And now we drive or take the bus To make sure that we can get To our work That pays For our needs</small></p> <p>Youtube Rhyme</p> <p>READ ALOUD: When the Schools Shut Down</p> <p>VENN Diagram</p>  <p><small>Sample Sentence Frames</small></p> <p><small>Descriptive of each category: In the past, people traveled by _____ (in order to _____) Presently/Today people travel by _____ (in order to _____)</small></p> <p><small>Comparative language once Venn diagram is complete: Some _____ have been used both past and present.</small></p>	<p>Week 4</p> <p>Use ELD lessons? Ventajas</p> <p>Unit 7 Week 3</p> <p>Read Aloud: Long Ago in the Go</p> <p>Writing:</p> <p>In the past, people traveled by _____ in order to _____</p> <p>Today, people travel by _____ in order to _____.</p> <p>_____ have been used both past and present because _____.</p>
<p>5 & 6</p> <p>Deepening/ Applying Content Knowledge Through Meaning Making</p>	<p>Week 5</p> <p>Read Aloud:</p> <p>Writing:</p> <p>Chant:</p> <p>Agua</p>	<p>Week 5</p> <p>Read Aloud:</p> <p>Writing: Co-Op Strip Paragraph</p> <p>Chant:</p>	<p>Week 5</p> <p>Chant:</p> <p>Sentence Patterning Chart</p> <p>Language Function</p>

	Week 6 Review and performance task	Week 6 Review and performance task	Week 6
LOTE Written performance task (if applicable)			
LOTE Oral performance task (if applicable)			English Oral performance task (if applicable)

Chant Steps

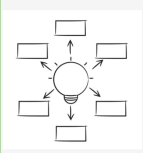
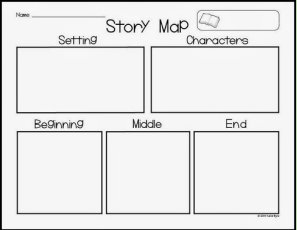
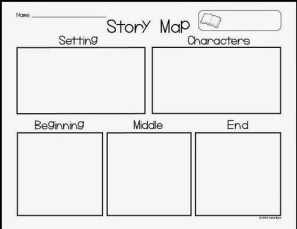
Step 1 (3 days) - Fun and Fluency (tune, gestures, movements)
Step 2: (1-2 days) Highlighting words that students found interesting, new, or hard.
 Step 3: Foundational skills (whatever you are working on, silabas trabadas, what you see in the chant).

<https://sealorg.app.box.com/s/uwp1alidt0ay4bzbd3w160sqlej76pw1>

Weekly Schedule:

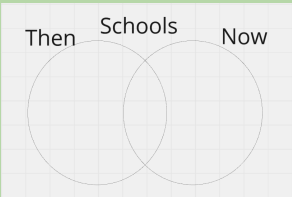
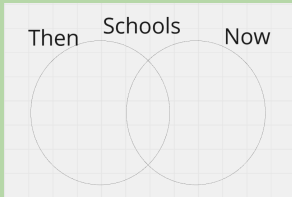
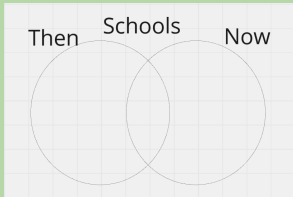
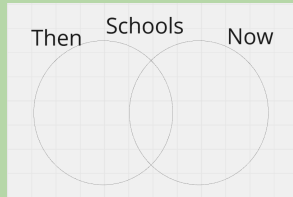
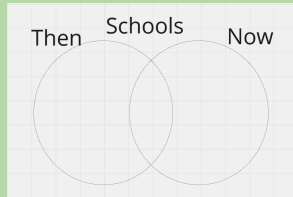
Semana 1

Monday	Tuesday	Wednesday	Thursday	Friday
<p>KWL AND VIDEO Activar conocimiento previo con el poster de: Lo que sé y lo que quiero saber.</p> <p>LO ESENCIAL Y DURADERO: A través del tiempo las comunidades resuelven problemas adaptándose e innovando Aprender del pasado nos ayuda a crear el futuro</p> <p>CHANT Introducir canto CAMBIO (Tonada de la cucaracha)</p> <p>LECTURA EN VOZ ALTA: (Primera lectura) Dias de escuela</p>	<p>DRAW AND LABEL Antes y ahora: Análisis de la escuela</p> <p>CHANT Practicar canto CAMBIO (Tonada de la cucaracha)</p> <p>LECTURA EN VOZ ALTA: (Segunda lectura) Dias de escuela</p> <p>Conversación de aprendizaje: Las escuelas de antes _____. También _____. Lo más importante es que _____.</p> <p>C4U: Estudiantes escriben una oración de las escuelas en el pasado.</p>	<p>CHANT Practicar canto CAMBIO (Tonada de la cucaracha) Analizar los sustantivos</p> <p>VALOR: Determinación Creación Creación de póster grupal de cómo se ve determinación</p>	<p>VALOR: Determinación Creación Creación de póster grupal de cómo se escucha la determinación</p> <p>CHANT CAMBIO (Tonada de la cucaracha) Analizar los sustantivos</p> <p>LECTURA EN VOZ ALTA: (Segunda lectura) Dias de escuela</p> <p>Conversación de aprendizaje: Las escuelas de ahora _____. También _____. Lo más importante es que _____.</p> <p>C4U: Estudiantes escriben una oración de las escuelas en el presente.</p>	<p>DRAW AND LABEL Antes y ahora: Análisis de la escuela</p> <p>CHANT CAMBIO (Tonada de la cucaracha) Analizar los sustantivos</p> <p>LECTURA EN VOZ ALTA: (Segunda lectura) Dias de escuela</p> <p>Conversación de aprendizaje: Las escuelas de antes _____. Mientras que las escuelas de ahora _____. C4U: Estudiantes escriben una oración comparando escuelas.</p>
<p>Introduce Essential Question</p>	<p>MIND MAP How things were different.</p>	<p>Chant Compare and Contrast Tune: Adams Family</p>	<p>Chant Analisis: Concepts of compare and contrast</p>	<p>Read Aloud Second Reading</p>

<p>Gallery Walk and Video Activate students' knowledge.</p> <p>Chant Compare and Contrast Tune: Adams Family</p> <p>Read Aloud First Reading My Great Aunt Arizona</p> <ul style="list-style-type: none"> • Planning Sheet/Guide 	 <p>Chant Compare and Contrast Tune: Adams Family</p> <p>Read Aloud Second Reading My Great Aunt Arizona</p>	<p>Chant Analysis: Concepts of compare and contrast (add pictures) Compare: same Contrast: different</p>	<p>(add pictures) Compare: same Contrast: different</p> <p>Read Aloud Second Reading My Great Aunt Arizona</p> <p>Story Map First Part</p>  <p>Turn and Talk Schools were different</p>	<p>My Great Aunt Arizona</p> <p>Story Map Second Part</p>  <p>C4U: Turn and Talk Schools were different</p>
----------------------------------------------------------------------------------------------------------------------------------------------------------------------------------------------------------------------------------------------------------------------------------------------------------	-----------------------------------------------------------------------------------------------------------------------------------------------------------------------------------------------------------------------------	-----------------------------------------------------------------------------------------------------------------------------------------------	-----------------------------------------------------------------------------------------------------------------------------------------------------------------------------------------------------------------------------------------------------------------------------------------------------------------------------------	------------------------------------------------------------------------------------------------------------------------------------------------------------------------------------------------------------------

Semana 2

Monday	Tuesday	Wednesday	Thursday	Friday
<p>Benchmark SEAL Signature Unit</p> <p>chant Lectura Larga 1: El uso de las líneas de tiempo Lectura en voz alta: Modelo-T</p> <p>MInd map</p>	<p>Benchmark SEAL Signature Unit</p> <p>chant The dictado Lectura Larga 1: El uso de las líneas de tiempo Lectura en voz alta: Modelo-T</p>	<p>Ciencias El sonido y la luz Investigaciones</p>	<p>Benchmark SEAL Signature Unit</p> <p>chant The dictado Lectura Larga 1: El uso de las líneas de tiempo Lectura en voz alta: Modelo-T</p>	<p>Benchmark SEAL Signature Unit</p> <p>chant The dictado Lectura Larga 1: El uso de las líneas de tiempo Lectura en voz alta: Modelo-T</p>

<p>ELD Unit 7 Week 2 Chant: Compare & Contrast</p> <p>Draw & Label</p> <p>Read aloud: My Great-Aunt Arizona</p> <ul style="list-style-type: none"> • Planning Sheet/Guide  <p>VENN Diagram</p> <p>Writing:</p>	<p>ELD Unit 7 Week 2 Chant: Compare & Contrast</p> <p>Draw & Label</p> <p>Read aloud: My Great-Aunt Arizona</p> <ul style="list-style-type: none"> • Planning Sheet/Guide  <p>VENN Diagram</p> <p>Writing:</p>	<p>ELD Unit 7 Week 2 Chant: Compare & Contrast</p> <p>Draw & Label</p> <p>Read aloud: My Great-Aunt Arizona</p> <ul style="list-style-type: none"> • Planning Sheet/Guide  <p>VENN Diagram</p> <p>Writing:</p>	<p>ELD Unit 7 Week 2 Chant: Compare & Contrast</p> <p>Draw & Label</p> <p>Read aloud: My Great-Aunt Arizona</p> <ul style="list-style-type: none"> • Planning Sheet/Guide  <p>VENN Diagram</p> <p>Writing:</p>	<p>ELD Unit 7 Week 2 Chant: Compare & Contrast</p> <p>Draw & Label</p> <p>Read aloud: My Great-Aunt Arizona</p> <ul style="list-style-type: none"> • Planning Sheet/Guide  <p>VENN Diagram</p> <p>Writing:</p>
<p>ELD:</p> <p>Writing: See Template</p>	<p>ELD:</p> <p>Writing: See Template</p>	<p>ELD:</p> <p>Writing: See Template</p>	<p>ELD:</p> <p>Writing: See Template</p>	<p>ELD:</p> <p>Writing: See Template</p>
Semana 3				
Monday	Tuesday	Wednesday	Thursday	Friday
<p>Benchmark SEAL Signature Unit</p> <p>Video: Los medios de transporte</p>	<p>Benchmark SEAL Signature Unit</p> <p>chant</p>	<p>Ciencias</p> <p>Luz y Sonido</p>	<p>Benchmark SEAL Signature Unit</p> <p>Video: Los medios de transporte</p>	<p>Benchmark SEAL Signature Unit</p> <p>chant</p>

<p><u>1st grade Chant El Pasado y El Presente</u></p> <p>Read Aloud: El transporte p.8-16 Linea del tiempo</p>	<p>PROCESS GRID:</p> <table border="1" style="width: 100%; border-collapse: collapse; text-align: center;"> <thead> <tr> <th style="font-size: 8px;">Modo</th> <th style="font-size: 8px;">Ejemplo</th> <th style="font-size: 8px;">Ventajas</th> <th style="font-size: 8px;">Desventajas</th> </tr> </thead> <tbody> <tr><td style="font-size: 8px;">Barra</td><td></td><td></td><td></td></tr> <tr><td style="font-size: 8px;">Agua</td><td></td><td></td><td></td></tr> <tr><td style="font-size: 8px;">Vela</td><td></td><td></td><td></td></tr> <tr><td style="font-size: 8px;">Aire</td><td></td><td></td><td></td></tr> </tbody> </table>	Modo	Ejemplo	Ventajas	Desventajas	Barra				Agua				Vela				Aire					<p><u>1st grade Chant El Pasado y El Presente</u></p> <p>Read Aloud: El transporte p.8-16 Linea del tiempo</p>	<p>PROCESS GRID:</p> <table border="1" style="width: 100%; border-collapse: collapse; text-align: center;"> <thead> <tr> <th style="font-size: 8px;">Modo</th> <th style="font-size: 8px;">Ejemplo</th> <th style="font-size: 8px;">Ventajas</th> <th style="font-size: 8px;">Desventajas</th> </tr> </thead> <tbody> <tr><td style="font-size: 8px;">Barra</td><td></td><td></td><td></td></tr> <tr><td style="font-size: 8px;">Agua</td><td></td><td></td><td></td></tr> <tr><td style="font-size: 8px;">Vela</td><td></td><td></td><td></td></tr> <tr><td style="font-size: 8px;">Aire</td><td></td><td></td><td></td></tr> </tbody> </table>	Modo	Ejemplo	Ventajas	Desventajas	Barra				Agua				Vela				Aire			
Modo	Ejemplo	Ventajas	Desventajas																																									
Barra																																												
Agua																																												
Vela																																												
Aire																																												
Modo	Ejemplo	Ventajas	Desventajas																																									
Barra																																												
Agua																																												
Vela																																												
Aire																																												

--	--	--	--	--

Semana 4				
-----------------	--	--	--	--

Monday	Tuesday	Wednesday	Thursday	Friday

Semana 5				
-----------------	--	--	--	--

Monday	Tuesday	Wednesday	Thursday	Friday

Semana 6				
-----------------	--	--	--	--

Monday	Tuesday	Wednesday	Thursday	Friday