














































































Thursday, October 1st, 2020


For live lessons, your student needs to access our daily assignments on our Schoology page. Click here for directions to login to Schoology. You will find a schedule for students that has clickable pictures which are linked to our live meets.

Time	Activity	Lesson	Materials Needed
8:10-8:30	Morning Meeting Live Lesson	Morning Announcements SEL Morning Meeting - Community Building- My Self Portrait	Chromebook
8:30-8:45	Read Aloud Live Lesson	<u>There Was an Old Lady Who Swallowed Some Leaves</u>	Chromebook
8:45-9:00	Phonics Live Lesson	Unit 1 Session : Talking and Thinking About Letters Teaching Point: Studying More Digraphs in Names 	Students-need their small, printed letter formation name tag that was in the supply bag

		<p style="text-align: center;">Blends and Digraphs</p> <table border="1"> <tr> <td>s</td><td>r</td><td>l</td><td>h</td></tr> <tr> <td>sc </td><td>br </td><td>bl </td><td>ch </td></tr> <tr> <td>sk </td><td>cr </td><td>cl </td><td>ph </td></tr> <tr> <td>sm </td><td>dr </td><td>fl </td><td>sh </td></tr> <tr> <td>sn </td><td>fr </td><td>gl </td><td>th </td></tr> <tr> <td>sp </td><td>gr </td><td>pl </td><td>wh </td></tr> <tr> <td>st </td><td>tr </td><td>sl </td><td></td></tr> <tr> <td>sw </td><td colspan="3">  _____ Name: _____ </td></tr> </table> <p><small>Units of Study in Phonics (© 2018) by Lucy Calkins and Colleagues, Heinemann, Portsmouth, NH. May be photocopied for classroom use.</small></p>	s	r	l	h	sc 	br 	bl 	ch 	sk 	cr 	cl 	ph 	sm 	dr 	fl 	sh 	sn 	fr 	gl 	th 	sp 	gr 	pl 	wh 	st 	tr 	sl 		sw 	 _____ Name: _____			
s	r	l	h																																
sc 	br 	bl 	ch 																																
sk 	cr 	cl 	ph 																																
sm 	dr 	fl 	sh 																																
sn 	fr 	gl 	th 																																
sp 	gr 	pl 	wh 																																
st 	tr 	sl 																																	
sw 	 _____ Name: _____																																		
9:00-9:25	Reading Workshop Live Lesson	Unit 1 Session 7: Building Good Reading Habits Teaching Point: When Readers Reread, They See More! <div style="text-align: center;">  </div> <p><small>© 2015 by Heinemann and Lucy Calkins et al., Units of Study for Teaching Reading: Grade 1 Unit 1, Building Good Reading Habits. "Readers Build Good Habits" #3</small></p>	<ul style="list-style-type: none"> • Chromebook • 3-5 books from home library 																																
9:25-10:10	Specials Live	Music																																	
10:10-10:30	Break	Here are some things you can do during break - have a snack, drink some water, go on a quick walk, take a brain break!																																	
10:30-10:45	Writing Live Lesson	Unit 1, Session 7: Reading Our Writing Like We Read Our Books <ul style="list-style-type: none"> • Teaching Point: Writers go from being the writer to being the reader. And when writers reread their own books, they read just as if they were reading a published book. And sometimes, the 	<ul style="list-style-type: none"> • Writing folder with previous writing in it • Pencil 																																

		writer hears a mess-up and says 'Oops,' and fixes that part.	
10:45-11:00	Social Studies Live Lesson	Fire Safety	<ul style="list-style-type: none"> Chromebook
11:00-11:35	Math Live Lesson	<ol style="list-style-type: none"> Number Talk Calendar Warm-up: Count up and back to 20, Count by 2's to 20. 20 items vs. 2 bags of 10 items discussion Counting by 2's song 	<ul style="list-style-type: none"> Chromebook
11:35-11:45	Prepare for afternoon	Teacher will explain and model asynchronous work for the day	

Here is the schedule for independent work today!

TIME	ACTIVITY	LESSON	MATERIALS
11:45-12:45	Lunch/Break		
12:45-1:00	Reading *asynchronous*	<p>Read 15-20 minutes (Keep track of your reading)</p> <p>Shared Reading:</p> <ol style="list-style-type: none"> Read the Poem, Apple Tree to yourself, or to a family member Use the 4-square in your composition notebook to record all 3-letter words in this poem 	<ul style="list-style-type: none"> Composition Notebook Pencil Books from at-home library
1:00-1:15	Writing *asynchronous*	<p>Step 1: take out your tiny seed story</p> <p>Step 2: Re-read your story out loud to yourself</p> <p>Step 3: Make sure your story is not talking about the whole day, and that you've only included small moments. Take this time to go back and fix any "oops" moments.</p>	<ul style="list-style-type: none"> Writing from yesterday Pencil and crayons
1:15-1:30	Break		
1:30-1:45	Math *asynchronous*	Go Math pages 21-22	<p>Go Math Book</p> 

1:45-2:00	Social Studies *asynchronous*	Fire Safety Video on Seesaw	Chromebook
2:00-2:30	Choice Board	Students can select 1-2 activities from the Choice Board	