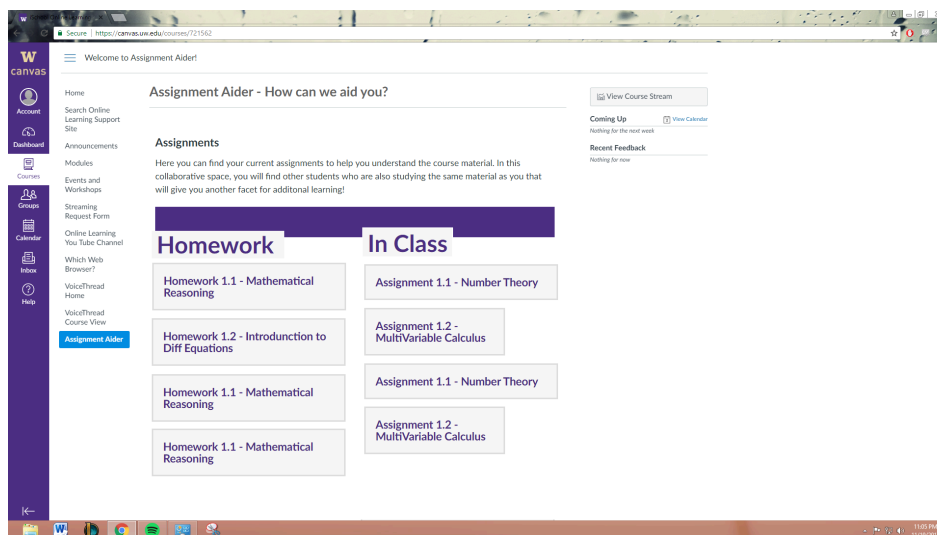


In order to solve our problem, we decided to create our product as an extension of Canvas. By doing this, we decrease the gap between the user's goal and the means needed to execute said goal. Rather than create a completely separate app or website, which requires the user to go somewhere completely different, create or link an account and making separate login credentials; AssignmentAider will be a part of Canvas so all the user will need to do is log in to Canvas to access our site. It is a means to have another facet for students to get additional help if they can not attend office hours or clue sessions. This solution gives students access to help that fits into the student's schedule. Students are able to quickly direct themselves to the problem that they need additional assistance on, or a quick source of guidance on the material that they are currently learning in class. This will help pace students based on their desired progress because given our feedback from our survey questions, students feel either rushed, or slowed when attending clue and office hours because of the limited time that they have or the amount of students attending the same event.

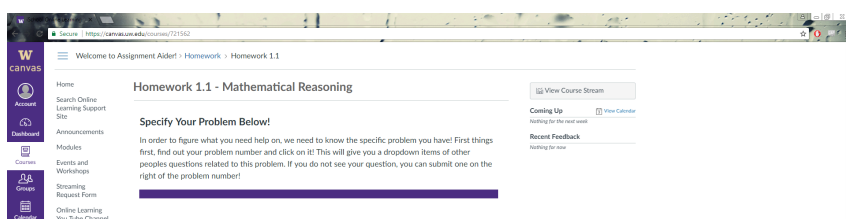
On the application, we decided to split the way the content was displayed into different sections, such as in-class assignments and homework, and then further split the content into the different corresponding homework and in class assignments for different dates for further specification as shown in the picture to the right. Once the specific homework or assignment has been clicked on, Assignment Aider will redirect the user to another page that displays all of the homework or

assignment problems for the user to choose and select a correct one. Clicking a specific problem will show the user posts and questions that other students have had. We chose to organize our product like this because it lets instructors and students organize and structure the

information to make it easier to specify and find the work that the students need help on. Had we chosen to just create one page where people post, it would be just like the discussions page that already exists in Canvas, which doesn't allow the users to easily find or post questions that they have to be easily found. As show in the picture here.



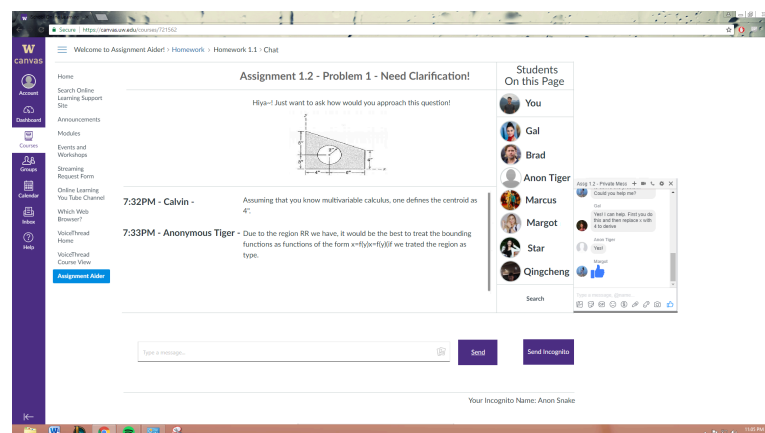
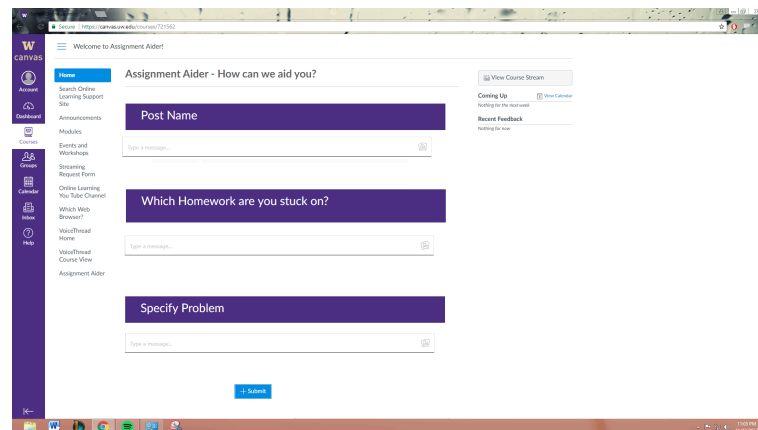
If the user clicks on a specific problem on an assignment and doesn't see what they are looking for, AssignmentvAider



allows the user to create a new post. Once the post is created, or there is already an existing post, users will be navigated to a chatroom dedicated to that problem. With the ability for users to

create a post dedicated for their problem, gives the user a direct pathway for assistance for their question. Given the feedback from our surveys, students/users likes to choose specifically what they need help on, rather than reading course content.

Users are allowed to see who is currently on the problem and are able to chat with them by using a chat box on the right side of the screen. This gives our product the element of hands-on and real time collaboration because they are able to work through their problems with other students. When posting into the chat, users can post anonymously because from survey feedback, students are often times too intimidated to post things with their names attached to it because they might feel as if their questions would make them look 'stupid'. The addition of anonymous submissions gives users that feel intimidated a way to ask questions



without their name being attached to the post. Also, within the people's tab on the left, if the user clicks onto on the names, Assignment Aider will automatically create a chat box that directly messages the person, much like Facebook. From there you can add other students to this private message chat, create groups, and discuss further help, or even organize meeting times and study groups. We chose this design element because not everything a user would want to say should be in a public chat. That is why users have the option to like being anonymous, have an option to chat individually with students or form groups to help study with. Each and every post will automatically generate a chat application for students so that there is a collaborative space for them to get additional help.