

Why does my child keep getting retakes sent back?

If the homeroom teacher sees that important items are missing from your child's submitted Calvert work, then the work will be sent back to be retried as a retake.

Retakes are a good opportunity to help improve your child's grade.

****Seeing a pink retake in your child's Calvert lesson does not mean to quickly resend it back without any corrections made to it. It means to open up the provided teacher feedback notes provided with the retake and use those to fix or add needed items to the assignment.****

Here is how you find those retake feedback notes to help you and your child...

1. If you see pink retake bars in your child's Calvert lesson schedule, then go find that retake and notes provided in the notification area:

The screenshot shows a user interface for a Calvert lesson schedule. At the top, there is a blue header bar with a notification icon (a red circle with a white '21') and a red arrow pointing to it. Below the header, the text '- EOA K-5' is visible. The main section is titled 'Daily Schedule' and contains a table with columns for days from Day 11 to Day 15. The table rows represent different subjects: Understanding the Setting of Shelahuna, Mental Health, Compare and Order Numbers to 20, Your Fitness Level, Making It Move with Sound, and Thinking About Life Love App. The 'Day 13' column is highlighted with a blue background, and a red arrow points to a pink bar labeled 'Retake' in the first row of this column. Another red arrow points to the notification icon in the top right corner.






	Day 11	Day 12	Day 13	Day 14	Day 15
Understanding the Setting of Shelahuna	Completed Understanding the Setting of Shelahuna - Part 1	Completed Understanding the Setting of Shelahuna - Part 2	Retake Understanding the Setting of Shelahuna - Part 3	Completed Understanding the Setting of Shelahuna - Part 4	Completed Understanding the Central Message of Shelahuna - Part 1
Mental Health		Completed Mental Health - Part 1		Completed Social Health - Part 1	
Compare and Order Numbers to 20	Completed Numbers to 20 - Part 5	Completed Compare and Order Numbers to 20 - Part 1	Completed Compare and Order Numbers to 20 - Part 2	Completed Compare and Order Numbers to 20 - Part 3	Completed Compare and Order Numbers to 20 - Part 4
Your Fitness Level		Completed Your Fitness Level - Part 2		Retake Your Fitness Level - Part 3	
Making It Move with Sound	Completed Making It Move with Sound - Part 8	Completed Making It Move with Sound - Part 9	Completed Making It Move with Sound - Part 10	Completed Lights Up, Lights Down! - Part 1	Completed Lights Up, Lights Down! - Part 2
Thinking About Life Love App	Completed Thinking About Life Love App - Part 9	Completed Thinking About Life Love App - Part 10	Completed Special Holidays - Part 1	Completed Special Holidays - Part 2	Completed Special Holidays - Part 3

2. After clicking into the notifications area (where the bell and red “21” dot is in the picture above), then you will need to look for where the words “retake” is in the assignment notifications.


Your Notifications 21

☐ Select All

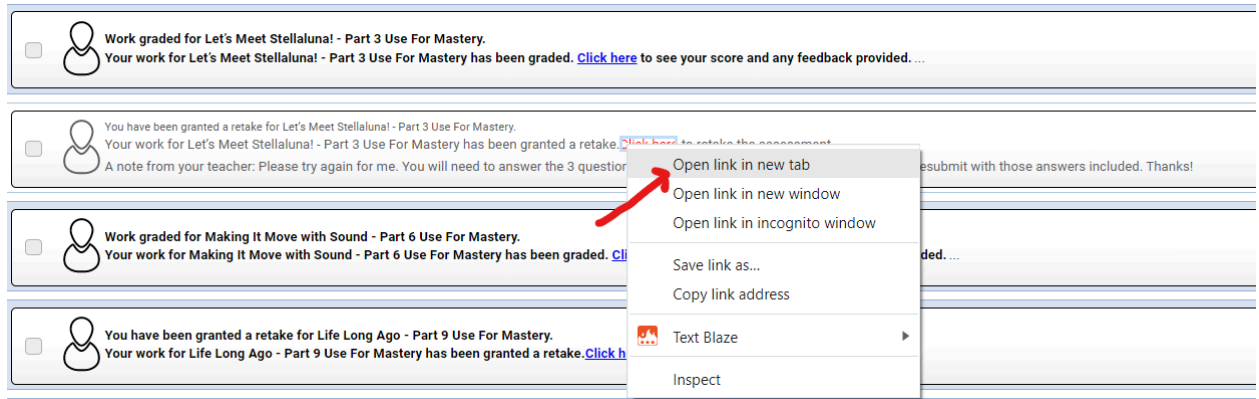
☐ Mark as Read

<input type="checkbox"/>	 Work graded for Life Long Ago - Part 9 Use For Mastery. Your work for Life Long Ago - Part 9 Use For Mastery has been graded. Click here to see your score and any feedback provided. ...
<input type="checkbox"/>	 You have been granted a retake for Your Fitness Level - Part 3 Activity Log. Your work for Your Fitness Level - Part 3 Activity Log has been granted a retake. Click here to retake the assessment.
<input type="checkbox"/>	 Work graded for Unit Quiz: What Is Health? Unit Quiz. Your work for Unit Quiz: What Is Health? Unit Quiz has been graded. Click here to see your score and any feedback provided. ...
<input type="checkbox"/>	 You have been granted a retake for The Setting of Stellaluna - Part 3 Use For Mastery. Your work for The Setting of Stellaluna - Part 3 Use For Mastery has been granted a retake. Click here to retake the assessment.
<input type="checkbox"/>	 You have been granted a retake for Life Long Ago - Part 9 Use For Mastery. Your work for Life Long Ago - Part 9 Use For Mastery has been granted a retake. Click here to retake the assessment.

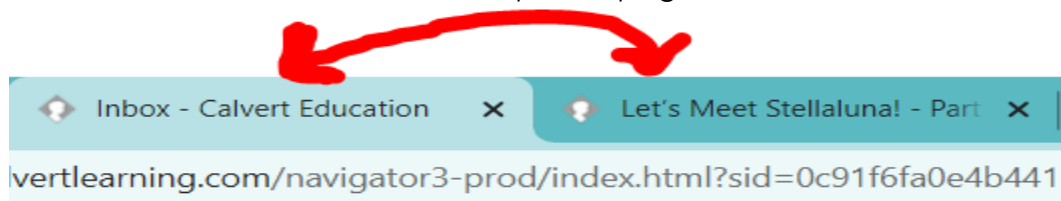
3. In order to see the helpful teacher notes and feedback to help your child improve their work, **you will need to click on the retake box** (NOT the blue “Click here” words yet!). Clicking in the retake box will open up the teacher comments below:

<input type="checkbox"/>	 You have been granted a retake for Let's Meet Stellaluna! - Part 3 Use For Mastery. Your work for Let's Meet Stellaluna! - Part 3 Use For Mastery has been granted a retake. Click here to retake the assessment. A note from your teacher: Please try again for me. You will need to answer the 3 questions near the dots to receive all your points. Please resubmit with those answers included. Thanks!
--------------------------	---

4. **Take time to read over the feedback notes-they are there to help your child!** If you have a hard time remembering what they say, you can open up a new tab with the assignment to be worked on. Open a new tab by **RIGHT clicking** on the blue "Click here" words, then selecting "Open link in new tab".



6. Now look at the top where the website tabs are opened. You can now toggle back and forth between the retake feedback notes' page and the assignment to be completed page.



7. Read over the assignment directions again carefully, and using the teacher feedback provided, assist your child with fixing his/her answers or completing any missing items. **Again, do not just click resend to send in the assignment as is without any adjustments made to it. The work was sent back for a reason and needs to be looked at carefully and fixed!**

8. If you are unclear or confused about the assignment and retake, please reach out to your homeroom teacher (the teacher you receive emails from) for help.

9. **Since you may not always see the pink retake bars in your child's current Calvert lesson schedule, it is highly recommended to either scan backwards some in your child's Calvert lesson schedule to see if there are any seen, and/or consistently look over the notifications for any retake notices. Choose a designated day each week to do this check.**