















CLOSE READING

1 2 3 4 5

 <p>CONTIGUOUS READ Few interruptions Ideal for whole text</p>  <p>LINE BY LINE READ Pause for discussion, analysis, summarising</p>  <p>LEAP FROG READ Leap through text to locate references</p>	 <p>TDQs Relevant questions on words or phrases</p>  <p>TDQs Distraction questions establish meaning of specific words</p>  <p>TDQs Clarify and compare figurative and literal interpretations</p>  <p>TDQs Implied meaning – connotations</p>	 <p>TOGGLE BETWEEN BROADER TDQs</p>  <p>MEANING Establish meaning and analysis</p>  <p>ZOOMING IN Focusing on words, sentences and paragraphs</p>	 <p>DEVELOPMENTAL WRITING Explain in a carefully crafted extended piece of writing with conjunctions</p>  <p>FORMATIVE WRITING Think in the writing, connecting with the text</p>  <p>SUMMATIVE WRITING Form and develop paragraphs for longer responses</p>	
<p>READ THE TEXT MULTIPLE TIMES, USING LAYERED READINGS</p>	<p>USE TEXT-DEPENDENT QUESTIONS (TDQs) TO ESTABLISH MEANING</p>	<p>USE TEXT-DEPENDENT QUESTIONS TO ANALYSE MEANING</p>	<p>EXPRESS THINKING & MASTERY THROUGH WRITING</p>	<p>PRACTISE FREQUENTLY USING SILENT SOLO</p>

KEY TERMS, CONCEPTS & RESEARCH POINTS

TRAINING NOTES

NEXT STEPS