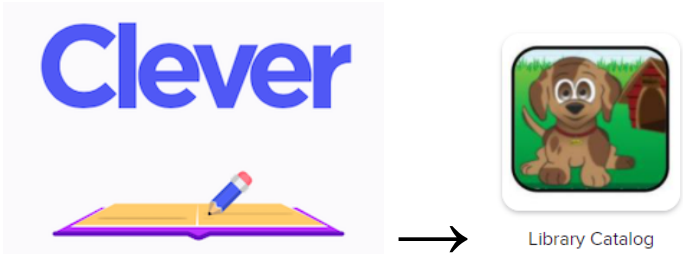


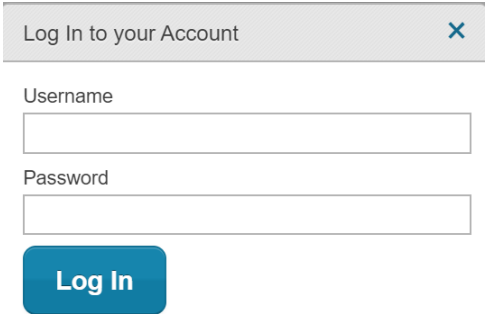

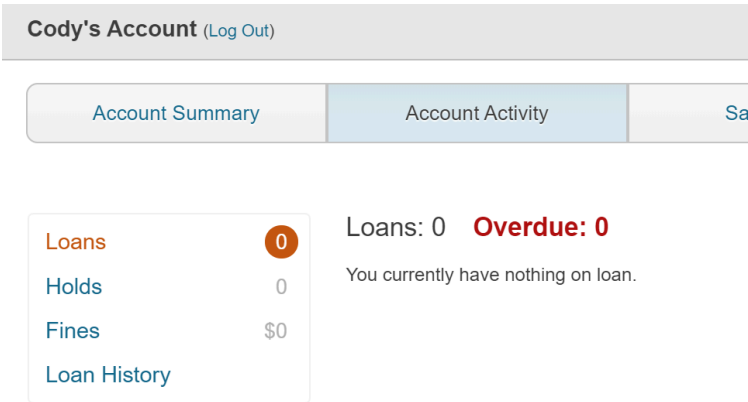


Checking Your Library Account

<p>Access the Library Catalog through Clever</p> <p>OR</p> <p>*Click here to Access from Home*</p>	 <p>The Clever logo is shown above an icon of an open book with a pencil. An arrow points from this icon to a square icon of a dog sitting in a field, labeled 'Library Catalog'.</p>
<p>Elementary Only</p> <p>Switch from the Kids view to the Classic view by clicking on “Back to Catalog” in the lower left corner.</p>	 <p>The interface shows a grassy field with various icons of children and books. At the bottom, there are two buttons: 'Explore Categories' and 'Series & Chapter Books'. Below these, there is a green bar with the text 'Back to Catalog' and 'English (Change Language)'.</p>
<p>Click “Log In” in the upper right corner of the screen.</p>	 <p>A rectangular button with the text 'Log In' in blue.</p>
<p>Username = school ID number</p> <p>Password = 8-digit birthdate.</p>	 <p>The login form has a title 'Log In to your Account' with a close button. It contains two input fields: 'Username' and 'Password'. Below the fields is a blue 'Log In' button.</p>
<p>Click on your name in the upper right corner.</p>	 <p>A menu bar showing 'Cody's Account' with a dropdown arrow, followed by a 'Log Out' button.</p>
<p>Click on the Account Activity tab.</p> <p>Any books you have checked out will show up on this page.</p>	 <p>The page shows 'Cody's Account (Log Out)' at the top. Below it are three tabs: 'Account Summary', 'Account Activity' (which is selected), and 'Sa'. The 'Account Activity' tab shows a summary of loans and holds. On the left, there is a list: 'Loans' with a value of 0, 'Holds' with a value of 0, 'Fines' with a value of \$0, and 'Loan History'. On the right, it says 'Loans: 0 Overdue: 0' and 'You currently have nothing on loan.'</p>