

Title (Fontsize 16, Time New Roman, Bold, Capitalized Each Word)

(The title of the article must be written shortly and clearly, it must show the problem precisely, unambiguous, and symmetrically capitalized. The title of the article may not contain informal abbreviation. Write the main idea of the article, then followed by other information.)

Author 1 (Arial font size 11)

Afiliasi (tempat bekerja/Institusi/Perguruan tinggi) font size 11 dan Italic

Email: author1@umy.ac.id

Author 2 (Arial font 11)

Afiliasi (tempat bekerja/Institusi/Perguruan tinggi) font 11 dan Italic

Email: author2@gmail.com

Submitted: April 11st, 2024; Revised: May 05th, 2024; Accepted: June 09th, 2024

Abstract [Times New Roman, 11 pt, single space, Justified]

(Write abstract in English here)

The abstract should be concise and brief, written in English, the margin of the text is normal, single-spaced, 150-200 words, Times New Roman, 12 pt, justified. The abstract should contain but not limited to: (1) the main question and the background of the discussed issue; (2) method and the research position; (3) how the question is discussed in the paper; and (4) the main result of the discussion. Other important matters discussed in the manuscript that significantly contribute to the result of the research may be noted here. The abstract does not contain any references, numbers, abbreviations, acronyms or measurements unless essential.

Keywords: keyword 1, keyword 2, keyword 3 ← *You should mention only specific concepts (word or phrase) 3-5 concepts, truly conceptual words, and not too general ones. The maximum keywords in abstract are 6 (six) words.*

Abstrak [Times New Roman, 11 pt, single space, Justified, Italic]

(Tulis Abstrak dalam bahasa Indonesia di sini)

Abstrak harus ringkas dan singkat, ditulis dalam bahasa Inggris, margin teks normal, spasi tunggal, 150-200 kata, Times New Roman, 12 pt, rata kiri-kanan. Abstrak harus berisi tetapi tidak terbatas pada: (1) pertanyaan utama dan latar belakang masalah yang dibahas; (2) metode dan posisi penelitian; (3) bagaimana pertanyaan tersebut dibahas dalam naskah; dan (4) hasil utama pembahasan. Hal-hal penting lainnya yang dibahas dalam naskah yang secara signifikan berkontribusi pada hasil penelitian dapat dicatat di sini. Abstrak tidak boleh memuat referensi, angka, singkatan, akronim, atau ukuran kecuali jika diperlukan.

Kata kunci: kata kunci 1, kata kunci 2, kata kunci 3 ← *Anda harus menyebutkan hanya konsep (kata atau frasa) yang spesifik, 3-5 konsep, kata-kata yang benar-benar konseptual, dan tidak terlalu umum. Kata kunci dalam abstrak maksimal 6 (enam) kata.*

The full manuscript consists of 5000 – 7500 words (including abstract and references). Journal of Islamic World and Politics using British Writing English (eg. Specialisation, Colour, Centre).

INTRODUCTION [Times New Roman, 12 pt, Justified]

[Your text is here], in 12 pt font-size (Times New Roman), 1.5 line-spacing; don't add space before and/or after paragraph. Italic is a must in typing non-English word.

Introduction must contain background, state of the art as a statement of the updated of an article, and research problems or hypothesis. At the end of the introduction, the purpose of the research must be stated. In scientific article format, it may not contain observation as well as research report, but it is written in state of the art to show the scientific update of the article.

The introduction should provide sufficient background on the chosen theme to help readers understand the problems and the significance of the research. It is essential to explain how this research relates to recent studies in the field. The explanation must be adequate, so the general scientific community, even those unfamiliar with the specific field, understand the topic and results.

LITERATURE REVIEW [Times New Roman, 12 pt, Justified]

[Your text is here], in 12 pt font-size (Times New Roman), 1.5 line-spacing. The literature review represents previous research in the research topic discussed and the theoretical core of an article. The purpose of a literature review is to “look again” (re + view) at what other researchers have done regarding a specific topic. Literature review serves to identify knowledge gaps found by the author when conducting a literature review and builds theoretical explanations that answer research questions and objectives. In this case, the articles listed must be articles that were published not earlier than 10 years.

THEORETICAL FRAMEWORK [Times New Roman, 12 pt, Justified]

[Your text is here], in 12 pt font-size (Times New Roman), 1.5 line-spacing. Theoretical framework is a systematic way to arrange science. Science has some parts, theory, fact, phenomena, and concept.

RESEARCH METHOD [Times New Roman, 12 pt, Justified]

[Your text is here], in 12 pt font-size (Times New Roman), 1.5 line-spacing. The methods used in research completion are written in this part. The research method used in problem solving is categorized as analysis method. Research methods consist of data topology, data collection method, data analysis, and data visualization.

RESULTS AND DISCUSSION [Times New Roman, 12 pt, Justified]

[Your text is here], in 12 pt font-size (Times New Roman), 1.5 line-spacing. Result and explanation contain findings of the research and scientific explanation. Scientific findings which acquired from result of a research also require reliable data. The scientific findings are not the data from the research. The scientific findings should be explain scientifically from; is the finding scientific? Who could it occur? Why does the variable trend happen? All those questions should be explained scientifically, not only descriptively, but also supported by capable scientific phenomenon. Moreover, it should explain it's difference to other researchers' result which topics are related. The result and finding should answer the hypothesis in introduction.

Using figures, tables, diagrams, schemes

Each figure must be captioned below the figure and numbered sequentially. Figure sources are placed below the figure caption. Table information is written above the table. Figures and tables must be printed clearly (font size, resolution, and line thickness must be clear). Table sources are listed below the table. Information is written in lowercase letters, except for the first letter of each sentence

Example:

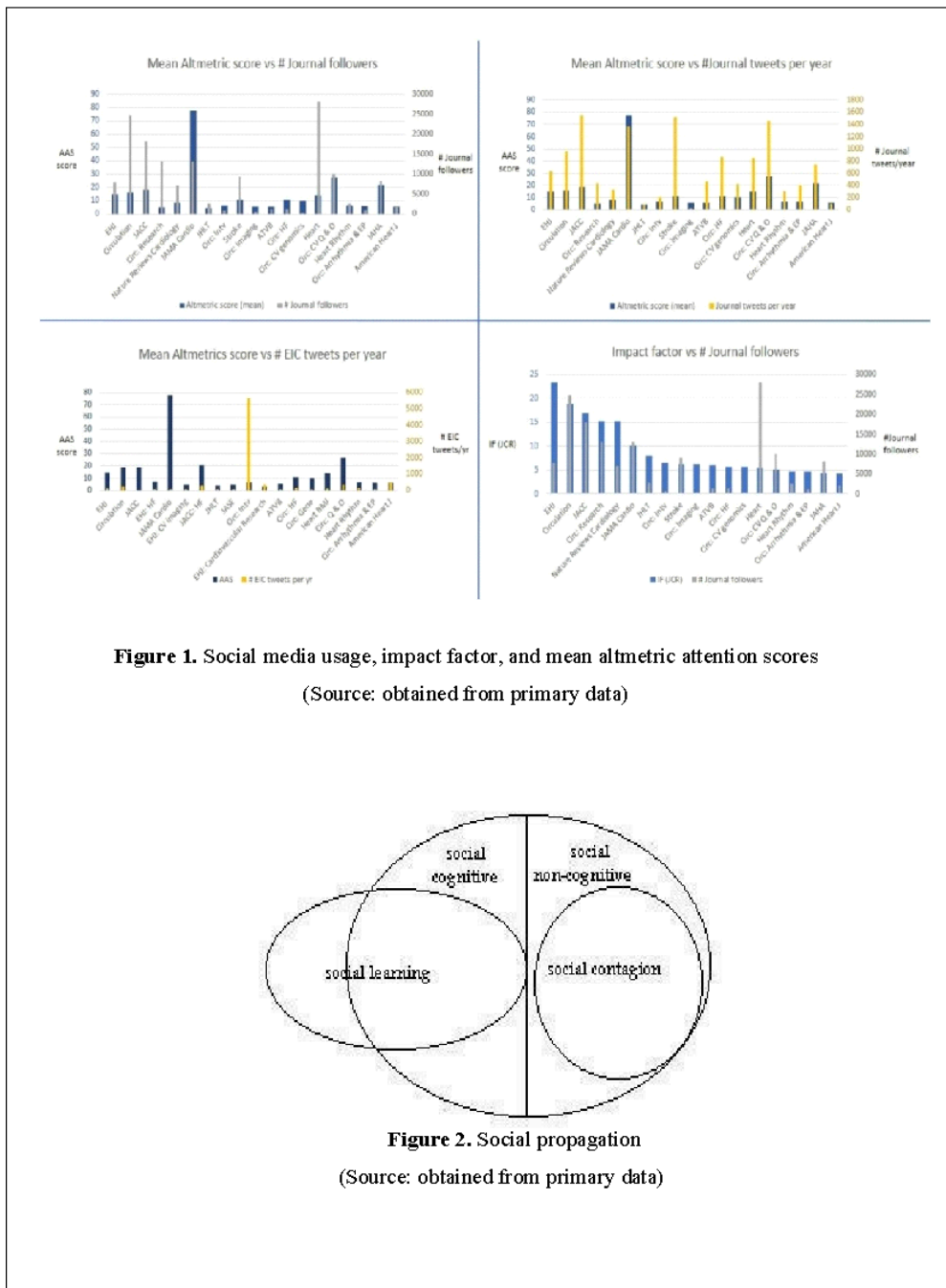


Figure 1. Social media usage, impact factor, and mean altmetric attention scores
(Source: obtained from primary data)

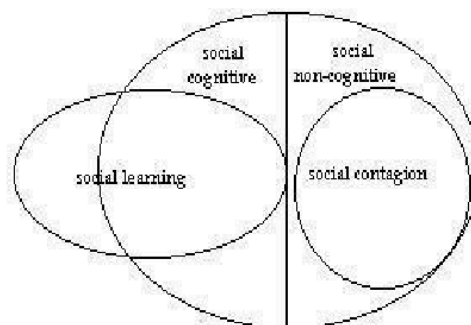


Figure 2. Social propagation
(Source: obtained from primary data)

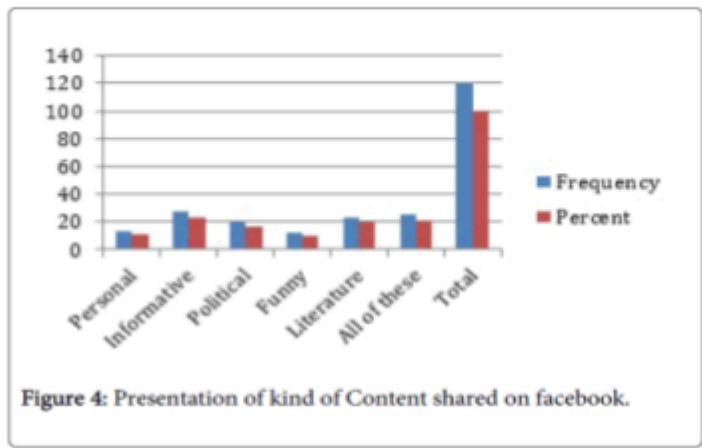


Figure 4: Presentation of kind of Content shared on facebook.

(Source: obtained from primary data)

Table 1. Specification of forms of capital in context of Sumba

No	Name	Status	Note
1	Maria	xxx	xxxxxx
2	Mihi	xxxx	xxxxxxx
3	Moha	xxxxx	xxxx
4	muhi	xxxx	xxxxxx

(Source: obtained from primary data)

CONCLUSION [Times New Roman, 12 pt, Justified]

[Your text is here], in 12 pt font-size (Times New Roman), 1.5 line-spacing. Conclusion describes the answer of the hypothesis and/or the purpose of the research or the scientific finding acquired. Conclusion does not state repetition of result and explanation, but it is specifically about the conclusion of the finding which was aimed in purpose or hypothesis. If it possible, at the end of conclusion, we may write things which will be done related to the next concept of the research.

ACKNOWLEDGMENT {Optional} [Times New Roman, 12 pt, Justified]

Acknowledgement of others' contributions to this article. This section should list the people who supported the funding and technical aspects of the research. Mention the source of the grant and the person who received it. This section should be written in one paragraph.

REFERENCES

All the references which refer in the article must be listed in bibliography. Bibliography should contain references from premier sources (scientific journal and contain at least 80% of whole bibliography). It must be published not earlier than 10 years. Each article contain at least 15 reference bibliographies. The citation style used in this article is American Psychological Association (APA) Style 7th edition. We recommend the authors to use Zotero or Mendeley!

Please visit the following link for more information on APA Style 7th edition:

[APA 7 Examples - Referencing style - APA 7th - Guides at University of Western Australia \(uwa.edu.au\)](http://uwa.edu.au)

Example:

Article Journal

Kersten, G. E. (2001). Modeling Distributive and Integrative Negotiations. Review and Revised Characterization. *Group Decision and Negotiation*, 10(6), 493–514. <https://doi.org/10.1023/A:1012256222803>

Störk, B. (2015). Geopolitical Situation of Ukraine and Its Importance. *Security and Defence Quarterly*, 8(3), 17–39. <https://doi.org/10.5604/23008741.1189405>

Book

McQueen, R. A., & Knussen, C. (2006). *An introduction to research methods and statistics in psychology*. Pearson Prentice Hall.

Kaden, T., Jones, S. H., & Catto, R. (Eds.). (2019).

Science, belief and society: International perspectives on religion, modernity and the public understanding of science (1st ed.). Bristol University Press.

News Website

Troianovski, A., & MacFarquhar, N. (2022). *Putin Announces Start to “Military Operation” Against Ukraine.* The New York Times. <https://www.nytimes.com/2022/02/23/world/europe/ukraine-russia-invasion.html>

ABC News. (2022). *Ukraine and Russia finish the first round of peace talks at Belarusian border, next round to be held in days.* ABC News. <https://www.abc.net.au/news/2022-02-28/ukraine-russia-peace-talks-belarus-border/100869782>

IMPORTANT NOTES:

Manuscripts should present original research contributions and will be referenced. Manuscripts should be submitted electronically through the Journal of Islamic World and Politics System Manuscripts are acceptable in Open Office, Microsoft Word, RTF, or WordPerfect document file formats.

Manuscripts are limited to between 12 and 20 pages, including all figures, tables, bibliography, and appendices. Authors must follow the format contained in the JIWP Paper Template. The manuscript should be typed in one column per page using Times New Roman font size 12 pt for body text and 16 pt for title, with A4 size paper and margins of 3.5 cm on the left side and 3 cm on the right side, top, and bottom

In general, the background and objectives of the study should be stated first, followed by details of the methods, materials, procedures, and equipment used. Findings, discussion, and conclusions should follow that order. Appendices may be used if required. The citation style used in this article is American Psychological Association (APA) Style 7th edition.