

# How to Log On to Clever.com and Pathful Explore (fka VirtualJobShadow)

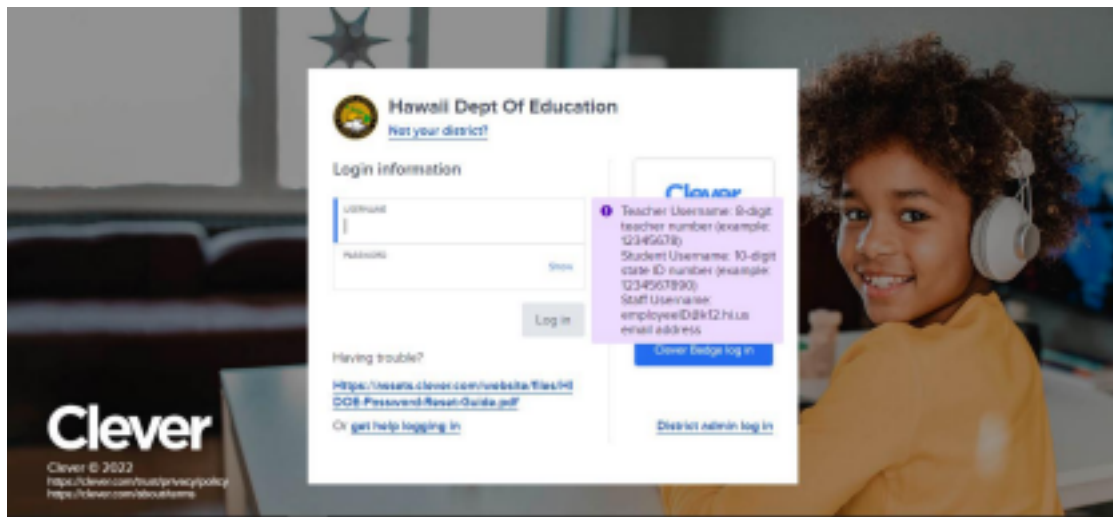
## 1. Go to Clever.com:

- Teachers: log in as teachers and staff
- Students: log in as student

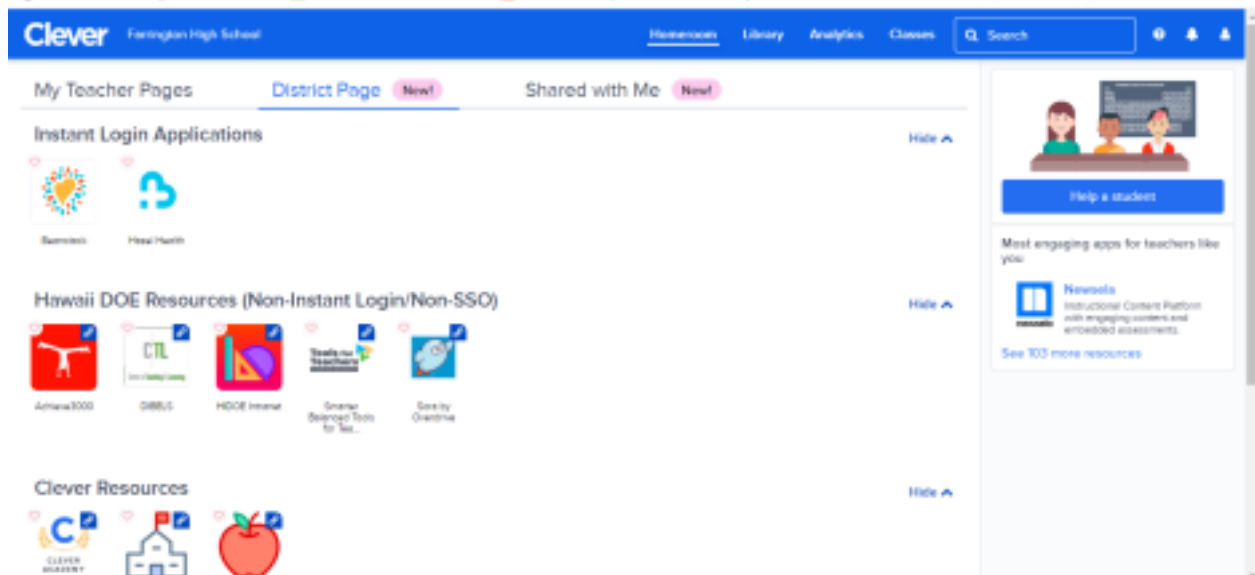


## 2. Login information:

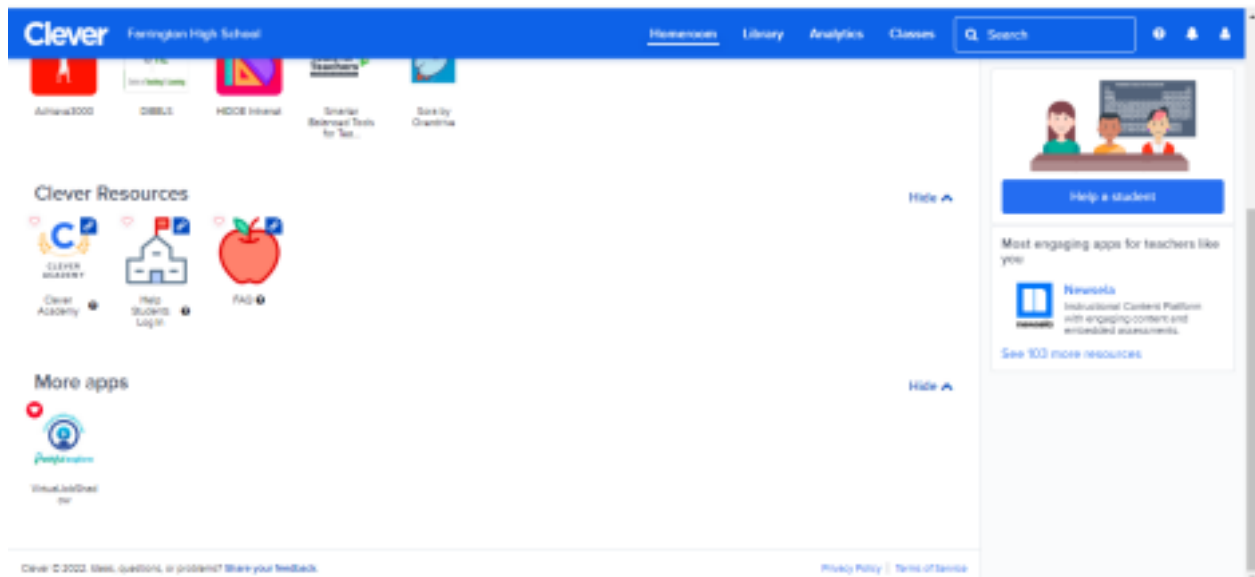
- Teachers:
  - Username: 8-digit DOE ID number
  - Password: First time logging on: 8-digit ID number
    - If you have trouble logging on: click the [user guide](#)
- Students:
  - Username: 10-digit DOE ID number
  - Password: Birthdate: format: MMDDYEAR (ex: 04032007)



3. **Single Sign-On for Pathful Explore (fka VirtualJobShadow):**
  - Teacher Dashboard:
    - Click on District Page tab



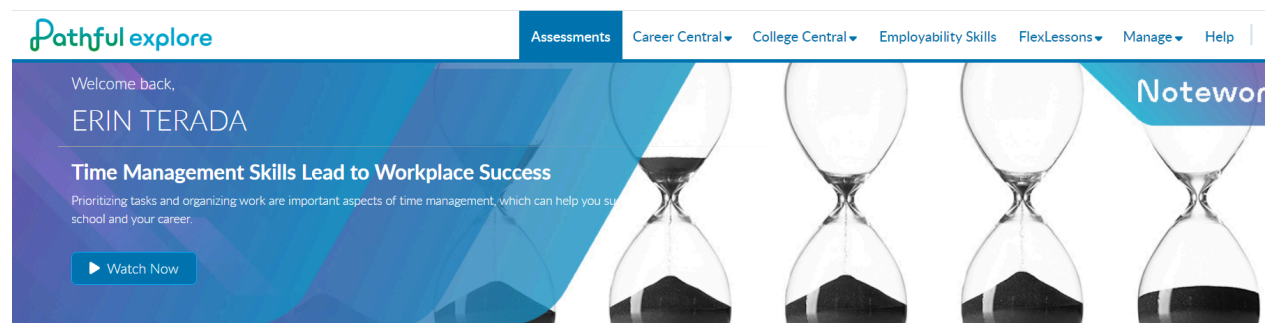
- Scroll to bottom and click on Pathful Explore icon under More Apps



- **Student dashboard:**

- From their dashboard, scroll to the bottom of the page and find the Pathful Explore SSO icon (sorry, no visual for this)

For both teachers and students, clicking on the Pathful Explore icon takes you to your Pathful Explore dashboard which looks almost exactly like the VJS dashboard. From here, direct students to take their grade level assessment (interest survey). It is now the first tab on the top.



COOL CAREERS

If you have any issues, questions or concerns, please contact me.  
Mahalo,  
Gayle

Room A112-A  
P: 305-5244  
E: [gayle.fox@k12.hi.us](mailto:gayle.fox@k12.hi.us)