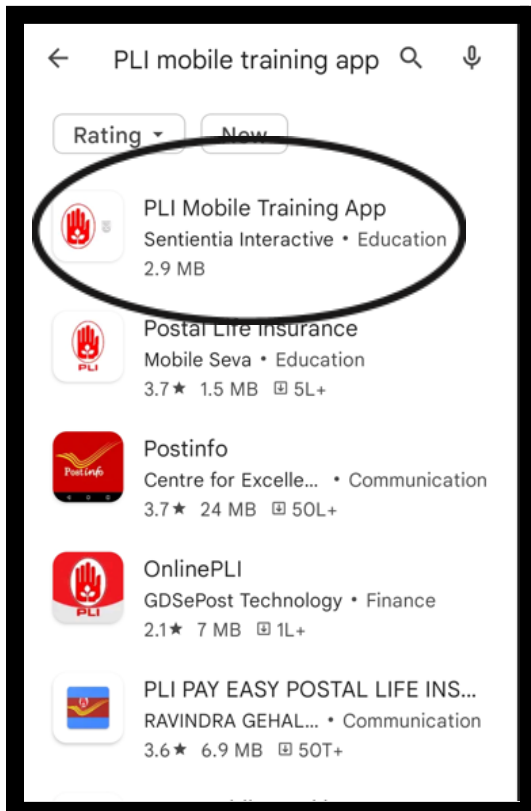
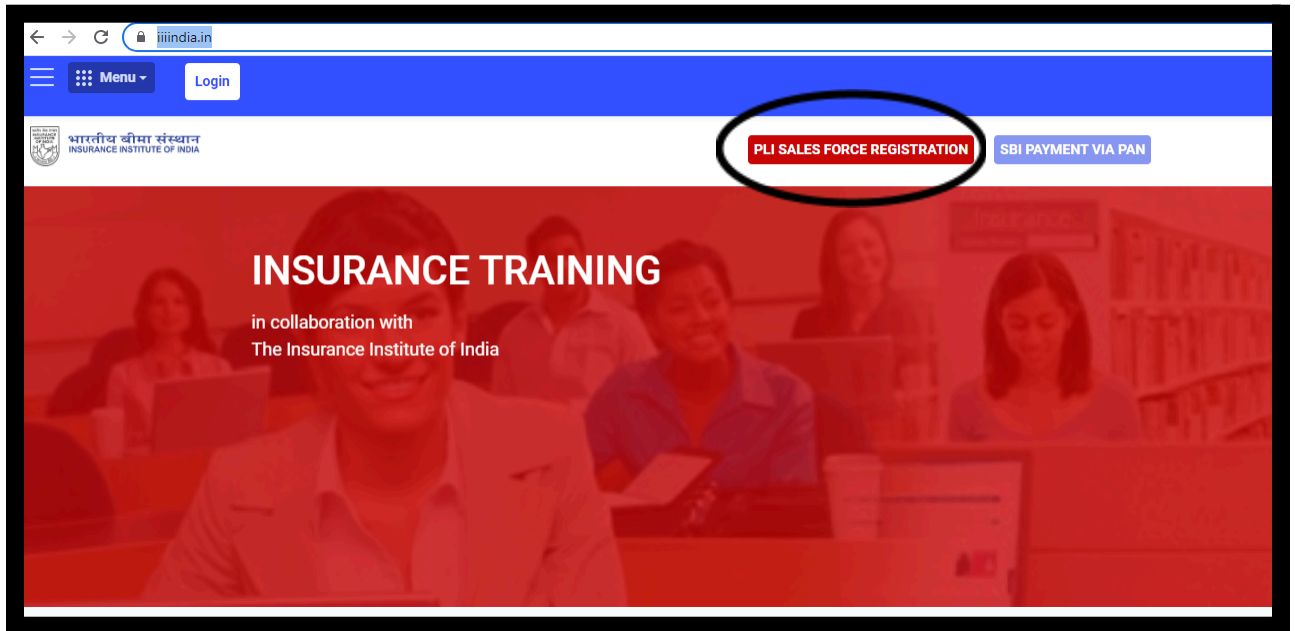
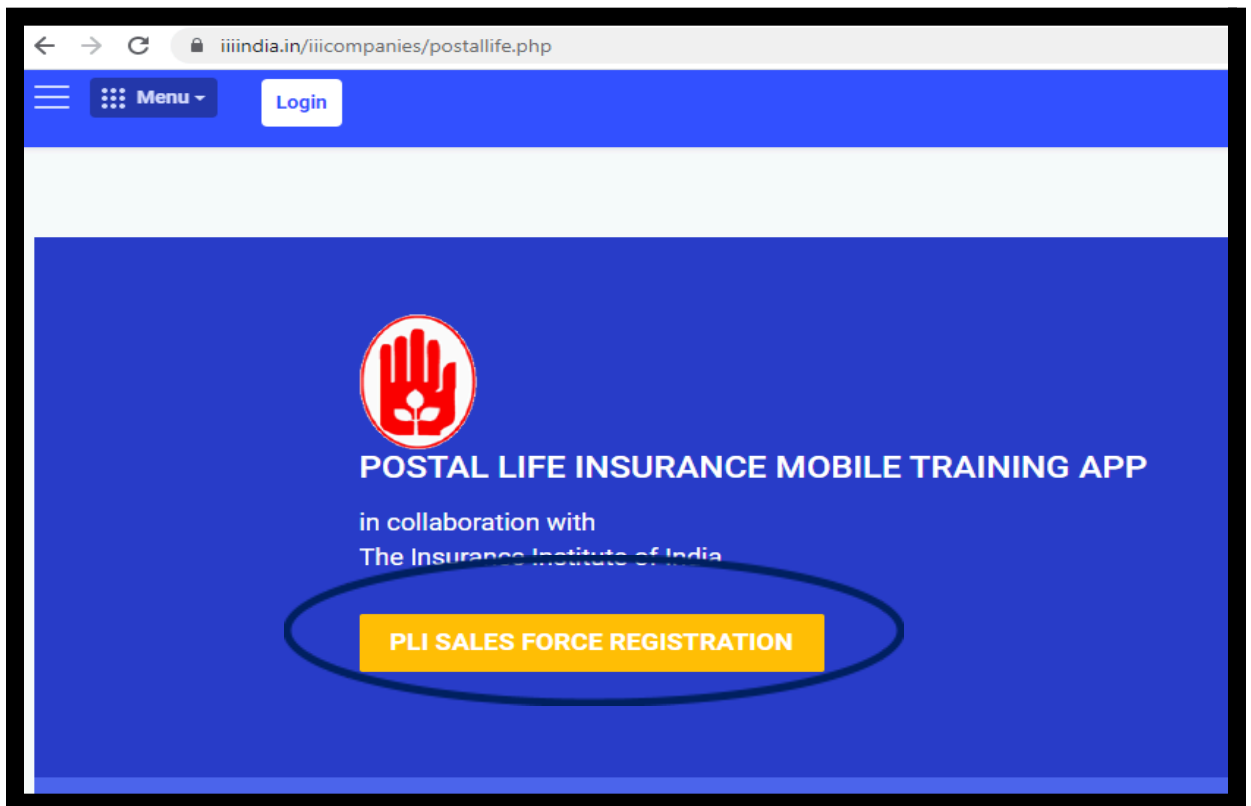
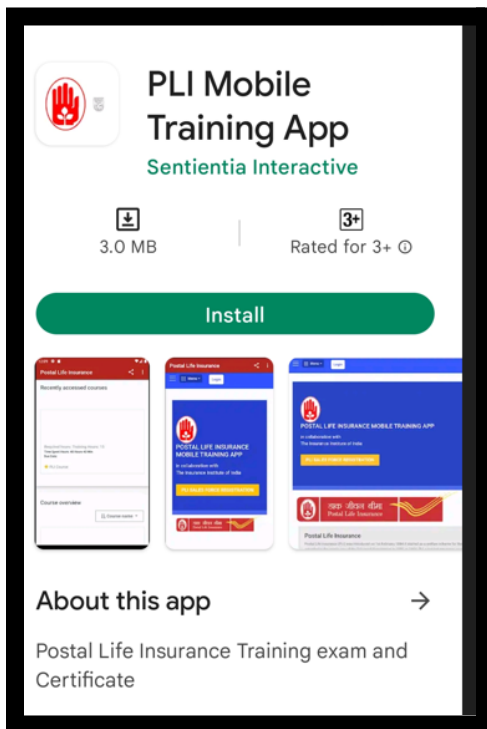


## Procedure for Training and Examination through PLI Mobile Training App

1. To register yourself for Training and Examination of Postal Life Insurance, Please visit our page <https://iiiindia.in/iiicompanies/postallife.php>  
or Download the app by searching “PLI Mobile Training App” from Play store.




## Procedure for Training and Examination through PLI Mobile Training App




2. Click on "PLI SALES FORCE REGISTRATION"

## Procedure for Training and Examination through PLI Mobile Training App



भारतीय डाक  
India Post

Department of Posts  
Ministry of Communications  
Government of India



भारतीय बीमा संस्थान  
INSURANCE INSTITUTE OF INDIA

New account

▼ Collapse all

▼ Login ID Details:

Login id/Agent Code(lowercase)

test12345

Email address

test12345@gmail.com

Email (again)

test12345@gmail.com

Your password will be auto generated and will be sent to your mail also

▼ More details

Name initial

Mr. ▼

First name

Test

Surname

PLI

▼ Training Fields

## Procedure for Training and Examination through PLI Mobile Training App

▼ **Training Fields**

PAN ⓘ ABCDE9999F

Mobile No ⓘ 9876543210

Organisation Name ⓘ Postal Life Insurance

▼ **Other fields**

State of your current address ⓘ Maharashtra

First Select Circle, then select Region and then select Division

Select Circle ⓘ MAHARASHTRA

Select Region ⓘ MUMBAI REGION

Select Division ⓘ MBI SOUTH DN


**Create my new account** Cancel

There are required fields in this form marked ⓘ .

3. Fill up the details of the candidate and click on “Create my new account”

## Procedure for Training and Examination through PLI Mobile Training App

### Enrolment options











**PLI Mobile Training App**  
Required Training Hours: 15  
Training Validity Days: 31  
Passing score: 9  
No of question: 25

Complete the payment by clicking PAY NOW button below and get access to the Training immediately

razorpli

Total Training Cost: INR **339**

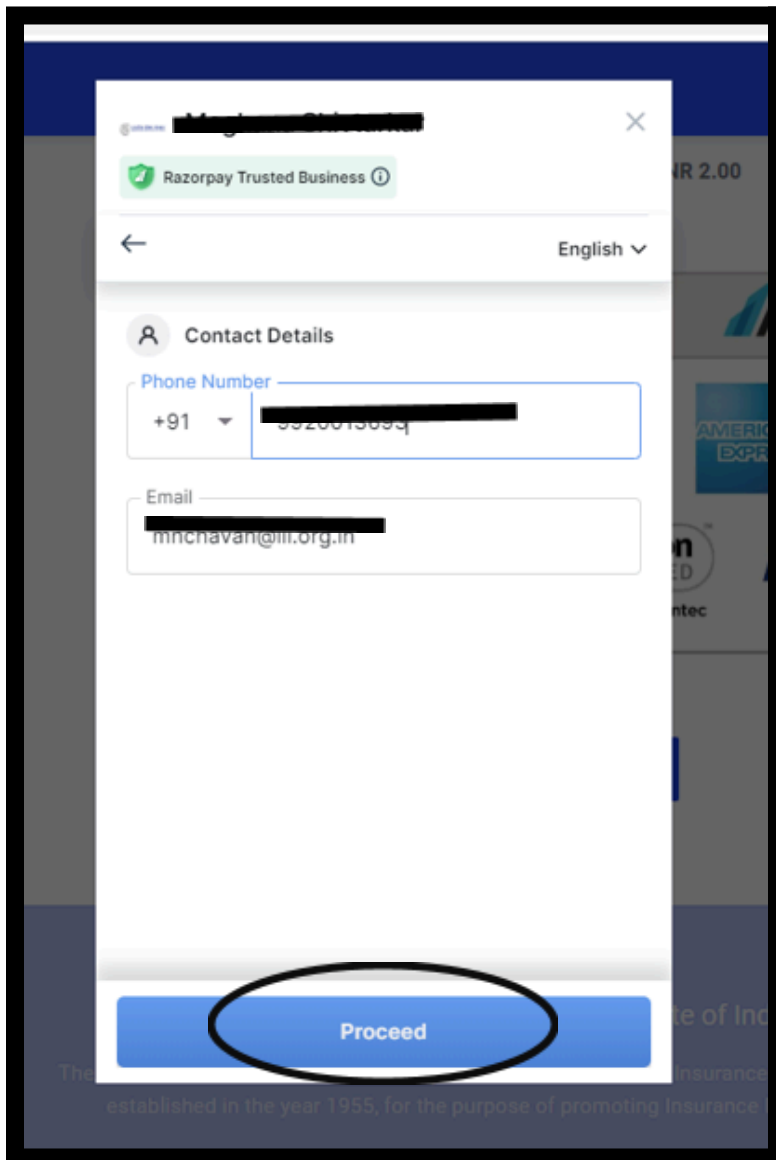
Payments Secured by



Pay Now

4. Click on "Pay Now"

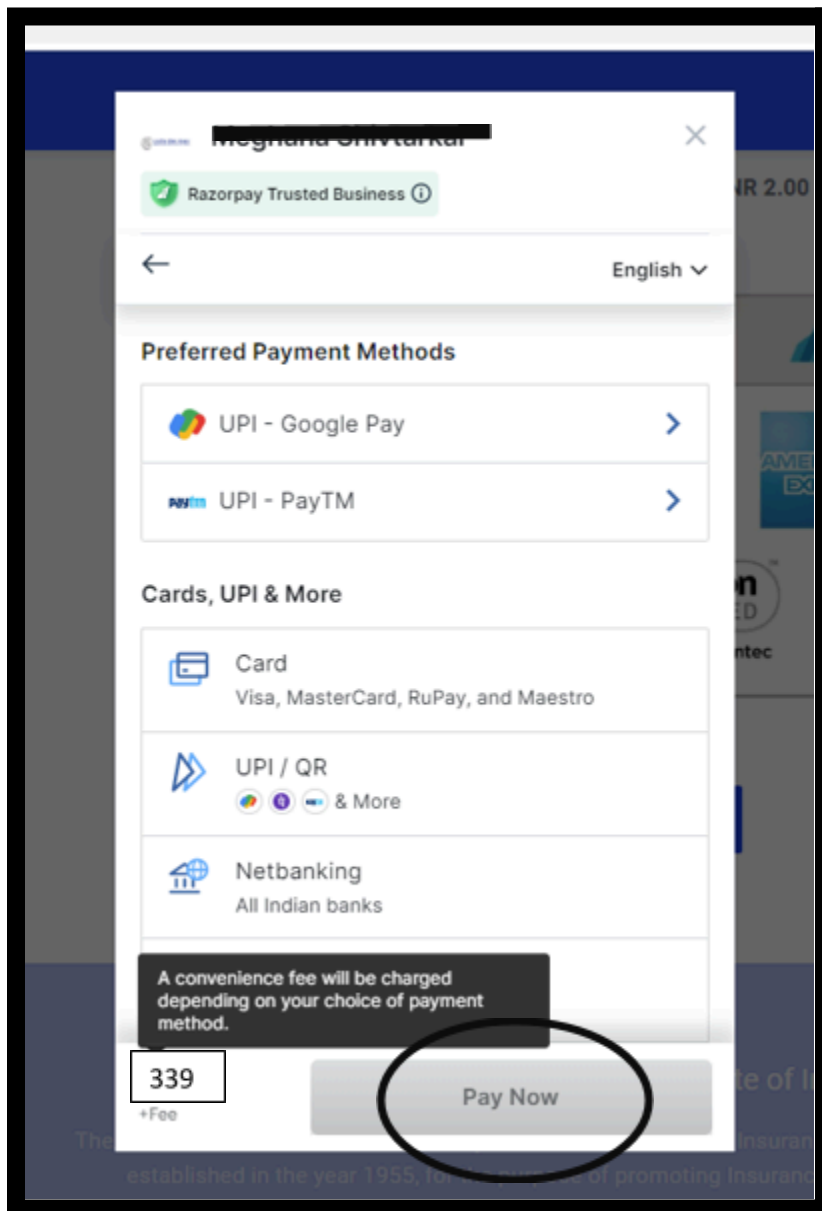
## Procedure for Training and Examination through PLI Mobile Training App



The screenshot displays a mobile application interface for registration. At the top, there is a header with a logo and a close button. Below the header, a green banner indicates 'Razorpay Trusted Business'. The main section is titled 'Contact Details' and contains two input fields: 'Phone Number' and 'Email'. The 'Phone Number' field is pre-filled with '+91' and a masked number. The 'Email' field is pre-filled with 'michavan@iiit.org.in'. A blue 'Proceed' button is located at the bottom of the form, circled in black. The background shows a blurred view of a mobile app interface with various logos and text.

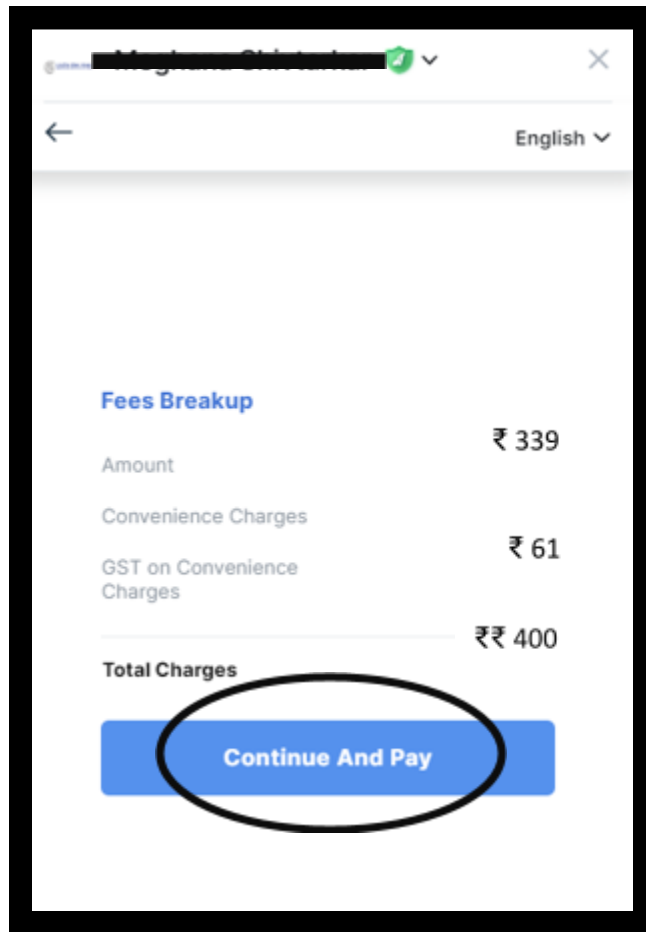
5. Candidates name will be displayed, Enter mobile number and email id and Click on "Proceed".

## Procedure for Training and Examination through PLI Mobile Training App



6. Select the mode of payment and Click on “Pay Now”

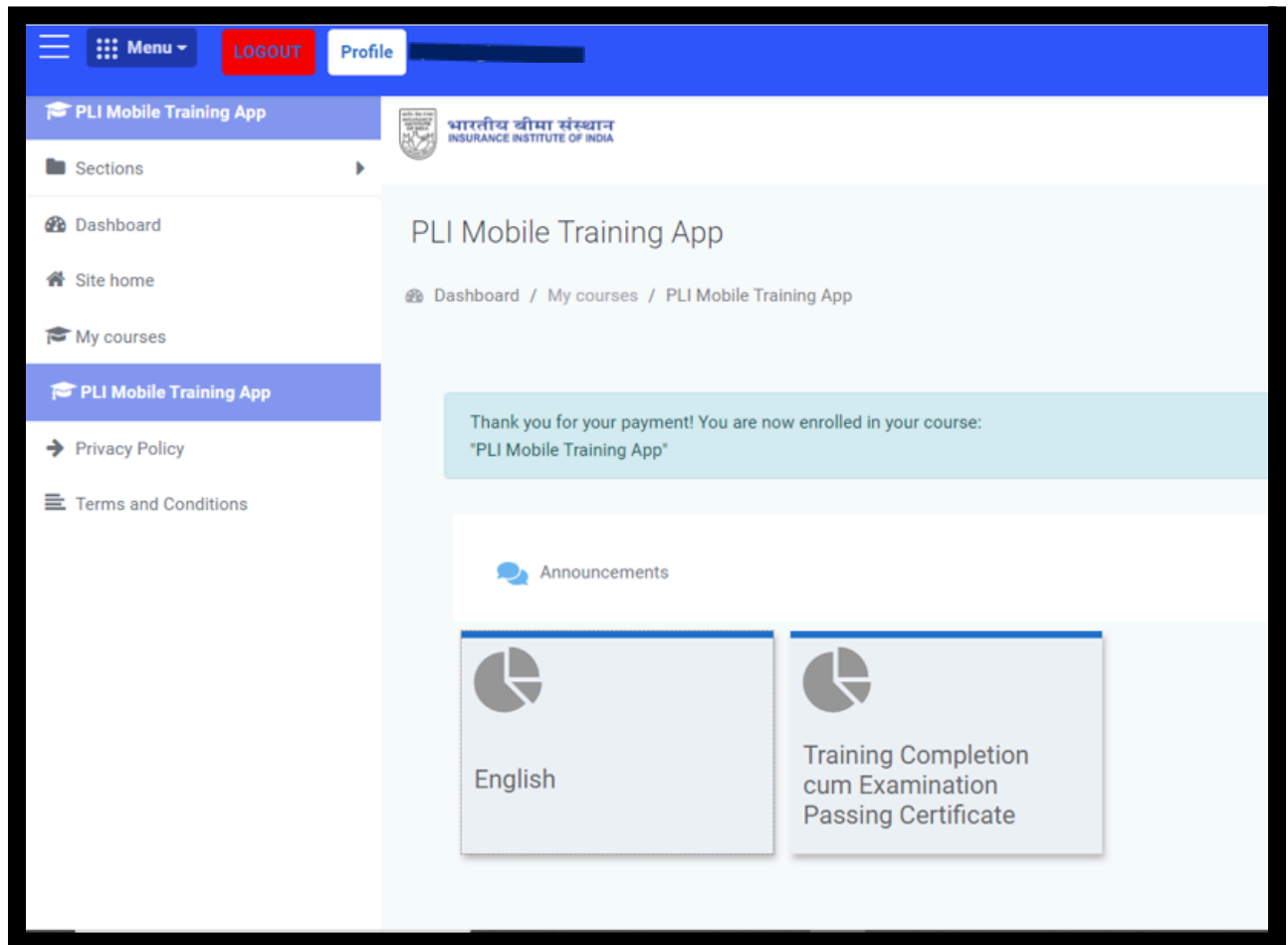
## Procedure for Training and Examination through PLI Mobile Training App



7. Click on "Continue and Pay"



## Procedure for Training and Examination through PLI Mobile Training App



8. After making the payment successfully Course will be displayed.

9. Help Desk of Insurance Institute of India

If candidate face any problem, candidate can send email to following email ids

[reg.exams@iii.org.in](mailto:reg.exams@iii.org.in) OR

The candidate can also contact on following numbers – 022-26544220/298/208

10. Escalations for all Circles of Postal Life Insurance and PLI Authority, Delhi

Ms Radhika Sawant – Administrative Officer

[lanjekar@iii.org.in](mailto:lanjekar@iii.org.in) / 022-26544257 / 9220874935