



CORPORACION TECNICA CEDEFOC:
GUIA No.1 INGLES
CICLO 5

Versión: 01
Abril de 2021

En esta guía vamos a hacer un repaso de algunas cosas que hasta el momento debemos tener como conceptos previos:

Realizar el taller en el cuaderno, con los respectivos dibujos.

1. Write the pronouns.

PERSONAL PRONOUNS

2. Choose the correct pronoun.

1. _____ are students. (I, he, we)
2. _____ is five years old. (I, he, they)
3. _____ is a car. (I, you, it)
4. _____ are insects. (she, they, we)
5. _____ is at home. (I, she, we)
6. This is Peter. _____ is my friend. (I, he, she)
7. What is that? _____ is a cap. (it, she, they)
8. _____ am not at the museum. (he, I, it)

3. Rewrite the sentences with the correct personal pronoun.

Example: Mum is at home. She is at home.

1. James is a boy. _____
2. Snoopy is a dog. _____
3. Tim and Tom are brothers. _____
4. Daisy is my friend. _____
5. You and Kim are vets. _____
6. Mr Taylor is 25. _____
7. Hamburgers are delicious. _____



CORPORACION TECNICA CEDEFOC:
GUIA No.1 INGLES
CICLO 5

Versión: 01
Abril de 2021

Copiar en el cuaderno la explicación y desarrollar en el cuaderno las frases con su traducción.

Verb to be

Affirmative / short form

I am	I'm
You are	You're
We are	We're
They are	They're
He is	He's
She is	She's
It is	It's

Negative / short form

I am not	I'm not
You are not	You aren't
We are not	We aren't
They are not	They aren't
He is not	He isn't
She is not	She isn't
It is not	It isn't

Interrogative

Am I?
Are you?
Are we?
Are they?
Is he?
Is she?
Is it?

Write in the correct Verb to be.

1. Donna ____ my best friend.
2. Ron and Dave ____ brother and sister.
3. My grandmother ____ 90 year old.
4. You ____ a good student.
5. My house ____ very pretty.
6. I ____ not at home.
7. Dan and I ____ in school right now.
8. My book ____ 300 pages long.
9. My friends ____ funny.
10. The children ____ at a summer camp.

Rewrite the sentences in the negative form.

1. Lilly and Sean are on vacation. _____
2. Ben is hungry right now. _____
3. My mother is a teacher. _____
4. I am at the cinema. _____
5. It is about to rain today. _____
6. The books are heavy. _____
7. They are poor. _____
8. The kitchen is clean. _____

Answer the questions according to the pictures:

1. Is it a sunny day? Yes, it is.
2. Is the bag heavy? _____
3. Are the trees short? _____
4. Is the car purple? _____
5. Are they at a restaurant? _____
6. Are the glasses empty? _____
7. Is the coffee hot? _____
8. Is the snake long? _____
9. Are the puppies cute? _____







DESARROLLAR EL TALLER EN EL CUADERNO.(Con los respectivos dibujos)

The verb To be

Put the correct form of the verb "to be":

1. We _____ friends.
2. My family _____ big.
3. Jenny _____ my sister.
4. They _____ from Paris.
5. My grandfather _____ a doctor.
6. It _____ a dog. Its name is Bunky.
7. Tom _____ my brother.
8. You _____ nine years old.
9. I _____ a teacher.

I	→	Am
You	→	Are
He	→	Is
She	→	Is
It	→	Is
We	→	Are
They	→	Are





MY FAMILY

Imprimir y pegar en el cuaderno..







MY FAMILY


Name: _____
Date: ___/___/___
Worksheet # _____


Do the crossword. Who is missing?

1 → **M**
Y

2 → **F**
3 → **A**
4 → **M**
5 → **I**
L
Y

6  3  1  2  5  4  **???**


 This is my family. Who is missing?
It's my _____

8  eschallenge.weebly.com



NUMBERS

Nombre Fecha



NUMBERS

Colorea los números y repasa las palabras. Luego, une con flechas los números con la palabra correcta.

1
2
3
4
5
6
7
8

ONE
TWO
THREE
FOUR
FIVE
SIX
SEVEN
EIGHT

0	one	7	ten	14	fourteen
1	zero	8	eight	15	seventeen
2	three	9	seven	16	sixteen
3	five	10	nine	17	twenty
4	two	11	eleven	18	eighteen
5	six	12	twelve	19	fifteen
6	four	13	thirteen	20	nineteen

20: _____
 30: _____
 40: _____
 50: _____
 60: _____
 70: _____
 80: _____
 90: _____
 100: _____

25: _____
 38: _____
 49: _____
 56: _____
 63: _____
 78: _____
 82: _____
 96: _____
 91: _____



Desarrolla, Recorta y Pega en tu cuaderno.

1

TEST : numbers

10 50 20
40 80 70
30 60 90 100

FOURTY SEVEN 47 74 87

EIGHTY FIVE 35 85 45

SEVENTY THREE 73 77 37

HUNDRED TWO 102 12 108

SIXTY NINE 99 69 96

TWENTY EIGHT 81 28 28

NINETY SIX 96 66 76

THIRTY ONE 31 41 51

FIFTY FIVE 53 55 65

HUNDRED SIX 106 108 109

FOURTY SEVEN 47 74 87

EIGHTY FIVE 35 85 45

SEVENTY THREE 73 77 37

HUNDRED TWO 102 12 108

SIXTY NINE 99 69 96

TWENTY EIGHT 81 28 28

NINETY SIX 96 66 76

THIRTY ONE 31 41 51

FIFTY FIVE 53 55 65

HUNDRED SIX 106 108 109

FOURTY SEVEN 47 74 87

EIGHTY FIVE 35 85 45

SEVENTY THREE 73 77 37

HUNDRED TWO 102 12 108

SIXTY NINE 99 69 96

TWENTY EIGHT 81 28 28

NINETY SIX 96 66 76

THIRTY ONE 31 41 51

FIFTY FIVE 53 55 65

HUNDRED SIX 106 108 109

FOURTY SEVEN 47 74 87

EIGHTY FIVE 35 85 45

SEVENTY THREE 73 77 37

HUNDRED TWO 102 12 108

SIXTY NINE 99 69 96

TWENTY EIGHT 81 28 28

NINETY SIX 96 66 76

THIRTY ONE 31 41 51

FIFTY FIVE 53 55 65

HUNDRED SIX 106 108 109

2

isLCollective.com

3



CORPORACION TECNICA CEDEFOC:
GUIA No.1 INGLES
CICLO 5

Versión: 01
Abril de 2021

Realizar y completar la tabla en el cuaderno

The Numbers

Lesson 4

1 Write the numbers.

1	ONE	26	
2		27	
3		28	
4		29	
5		30	THIRTY
6		31	
7		32	
8		33	
9		34	
10		35	
11	ELEVEN	36	
12		37	
13		38	
14		39	
15		40	FORTY
16		41	
17		42	
18		43	
19		44	
20	TWENTY	45	
21	TWENTY ONE	46	
22		47	
23		48	
24		49	
25		50	FIFTY

17



CORPORACION TECNICA CEDEFOC:
GUIA No.1 INGLES
CICLO 5

Versión: 01

Abril de 2021

51		76	
52		77	
53		78	
54		79	
55		80	EIGHTY
56		81	
57		82	
58		83	
59		84	
60	SIXTY	85	
61		86	
62		87	
63		88	
64		89	
65		90	NINETY
66		91	
67		92	
68		93	
69		94	
70	SEVENTY	95	
71		96	
72		97	
73		98	
74		99	
75		100	ONE HUNDRED



2 Read and write in the correct number.

Seventy five =

Thirty two =

Eigthy nine =

Forty =

One hundred =

Ten =

Forty three =

Twenty eight =

Sixty two =

Nine =

Fifty five =

Seventy =

Eleven =

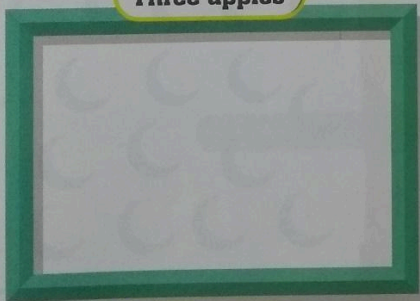
Sixty =

Forty nine =


Sixteen =

3 Draw.

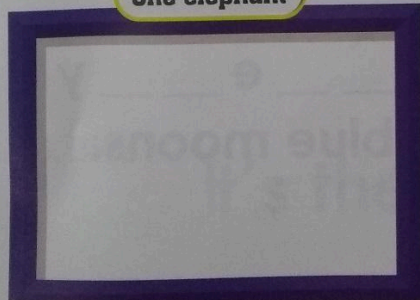
Three apples




Five snakes



One elephant



Eight stars






**CORPORACION TECNICA CEDEFOC:
GUIA No.1 INGLES
CICLO 5**

Versión: 01
Abril de 2021


GREETINGS AND COMMANDS

Desarrolla en el cuaderno. (con dibujos)

- a. Complete the letters of the greetings according to the pictures and color.**
(Completar los saludos con las letras faltantes y colorear)



G _ _ d M _ r n _ n g



G _ _ d _ f t _ r n _ _ n



G _ _ d E v _ n _ n g

- b. Match the commands with the images.**
(Unir las imágenes con el correspondiente comando en clases)



Listen
(Lisen)



Stand up
(están ap)



Sit down
(sit daun)

- c. Order the letters to create the Command.**
(Ordenar las letras para formar los comandos usados en el salón de clases)



- | | | | | |
|---------------------|---|-----------------------------|---|-------|
| 1. Escribir | = | R W T I E | = | _____ |
| 2. Abran sus libros | = | O E P N - Y U R O - K O O B | = | _____ |
| 3. Miren | = | L O O K | = | _____ |
| 4. Levántense | = | S A T D N - P U | = | _____ |





Dibujar y completar en el cuaderno.


NICE TO MEET YOU!



WHAT ARE THEY SAYING? - DRAG AND DROP

It's Flocky. Hi, I'm Nick.  

Hello! What's your name? 

Goodbye! And who's this? 

I'm Mark. Goodbye! 

Hello, Sara,   _____ thanks. Who's this?

_____? It's Nick. Hi

Hi, Nick! I'm, Barbie. _____ Barbie! how are you?

Nice to meet you! Fine

see Bye! _____ you

tomorrow

Goodbye

Hello! I'm _____ Hi! My _____ is Millie. Hi! _____ Anna. Hello! _____ name _____ Alex.

Hi! I'm Sam. _____ your _____?

I'm _____ name _____

is _____ What's _____

name _____ My _____

Susan



**CORPORACION TECNICA CEDEFOC:
GUIA No.1 INGLES
CICLO 5**

Versión: 01
Abril de 2021

SPELLING

1. Escribir el abecedario en el cuaderno con su pronunciación en inglés.
2. Luego copiar cada una de las palabras en el cuaderno, escribir su significado, su pronunciación y repasar deletreo en inglés. (Practicar, pues esta actividad se verificará en la clase)





CORPORACION TECNICA CEDEFOC:
GUIA No.1 INGLES
CICLO 5

Versión: 01
Abril de 2021

REALIZAR EL TALLER EN EL CUADERMO: DAYS OF THE WEEK- MONTHS OF THE YEAR

SOPA DE LETRAS
Meses del año

S	A	L	N	F	A	G	O	S	T	O
E	D	E	N	E	R	O	L	E	G	J
P	I	R	P	B	K	L	I	J	D	U
T	C	F	S	R	V	M	R	H	D	N
I	I	G	T	E	P	Ñ	B	Z	C	I
E	E	G	T	R	W	M	A	R	Z	O
M	M	A	Y	O	D	F	H	O	R	S
B	B	R	B	M	R	J	U	L	I	O
R	R	V	O	C	T	U	B	R	E	O
E	N	O	V	I	E	M	B	R	E	I

- | | |
|----------------------------------|-------------------------------------|
| <input type="checkbox"/> ENERO | <input type="checkbox"/> JULIO |
| <input type="checkbox"/> FEBRERO | <input type="checkbox"/> AGOSTO |
| <input type="checkbox"/> MARZO | <input type="checkbox"/> SEPTIEMBRE |
| <input type="checkbox"/> ABRIL | <input type="checkbox"/> OCTUBRE |
| <input type="checkbox"/> MAYO | <input type="checkbox"/> NOVIEMBRE |
| <input type="checkbox"/> JUNIO | <input type="checkbox"/> DICIEMBRE |



ESCRIBE LAS SIGUIENTES PALABRAS EN INGLES

1. **DICIEMBRE:** _____
2. **MARTES:** _____
3. **MIERCOLES:** _____
4. **MAYO:** _____
5. **ABRIL:** _____
6. **AGOSTO:** _____
7. **DOMINGO:** _____
8. **VIERNES:** _____
9. **JULIO:** _____
10. **LUNES:** _____



CORPORACION TECNICA CEDEFOC:
GUIA No.1 INGLES
CICLO 5

Versión: 01

Abril de 2021

Copiar el texto en el cuaderno, con su traducción y realizar el desarrollo de la actividad en el cuaderno.

1 Look read and color.

The title in any color

Monday in red

Tuesday in yellow

Wednesday in blue

Thursday in green

Friday in black

Saturday in pink

Sunday in brown

Days of the week

Monday

Thursday

Tuesday

Friday

Wednesday

Saturday

Sunday



Imprimir, desarrollar y pegar en el cuaderno.

Can I Have a Pet?

Photocopy Master 16

Read and colour.

3 green frogs

4 red crabs

1 pink hippo

1 yellow tortoise

4 red frogs


1 blue crab

3 yellow cats

2 orange cats

1 purple hippo

5 red tortoises





HOUSE – PARTHS OF THE HOUSE

3 Find the days of the week and the months in the alphabet soup.

v	ñ	q	e	n	m	y	k	m	
m	m	f	m	y	i	m	a	m	e
f	w	e	d	n	e	s	d	a	y
y	m	b	f	m	k	m	s	r	m
a	f	r	i	d	a	y	e	c	m
d	s	u	n	d	a	y	u	h	m
n	m	a	u	g	u	s	t	m	m
o	m	r	e	b	m	e	c	e	d
m	a	y	h	m	j	r	w	z	m

4 Complete using the following words.

Monday Tuesday Wednesday Thursday

Friday Saturday Sunday

Yesterday	Today	Tomorrow
Tuesday	Wednesday	Thursday
	Sunday	
	Tuesday	
	Friday	
	Monday	
	Thursday	
	Saturday	

52



Realiza el dibujo en el cuaderno y señala las partes de la c

PARTS OF THE HOUSE

1. Complete the parts of the house:

GARDEN

ROOF

BATHROOM

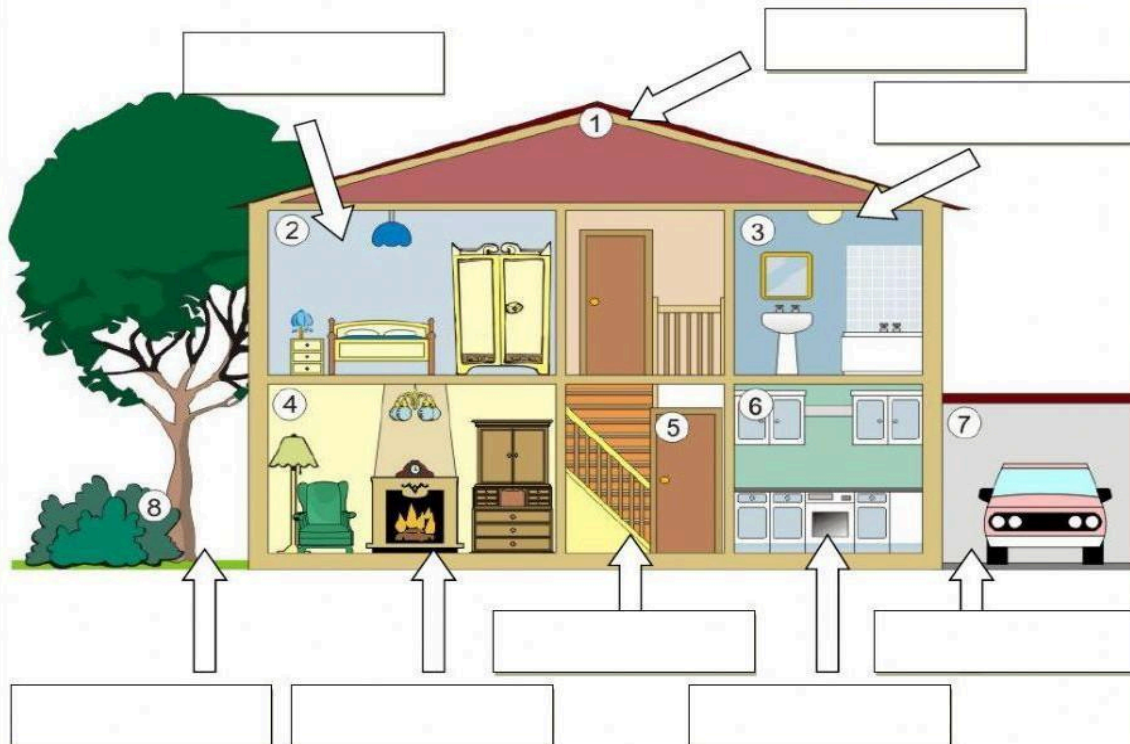
GARAGE

BEDROOM

LIVING ROOM

HALL

KITCHEN



2. Write the name of each part of the house:

2.

4.

6.

8.

1.

3.

5.

7.