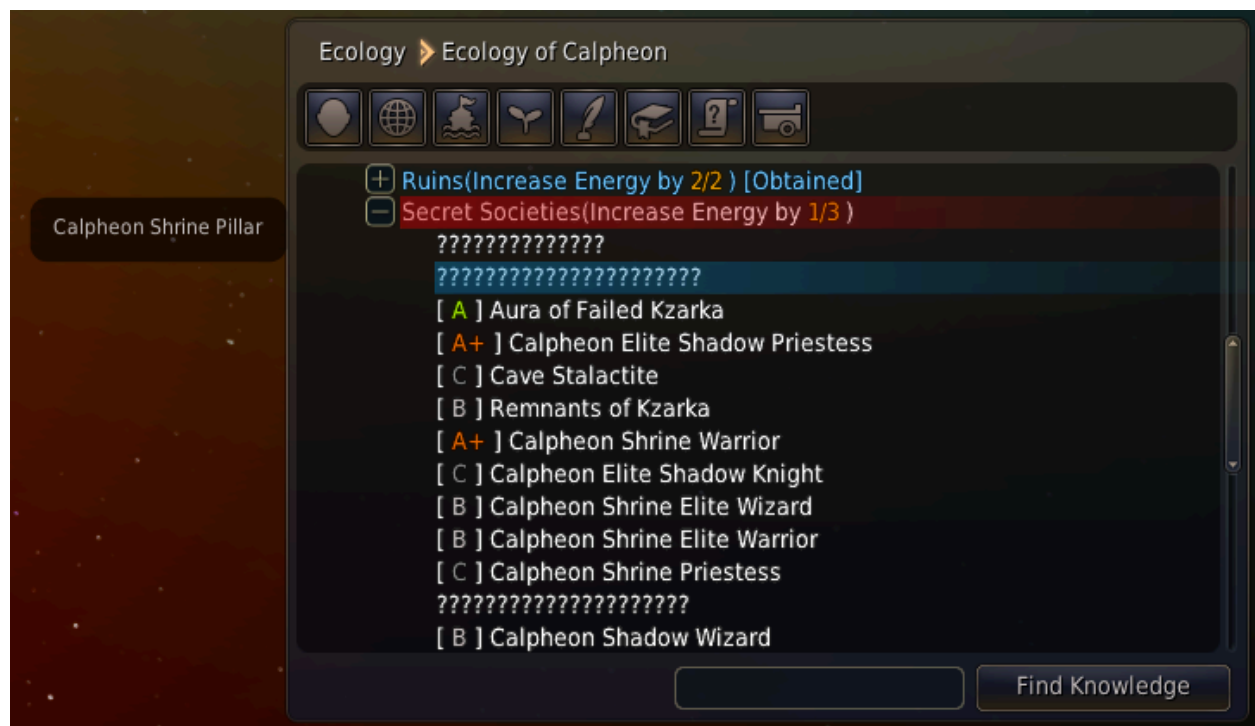





Quick and Easy Guide to Knowledge Gathering

On my quest to research all knowledge in the BDO realm, I have come across plenty of helpful tips, but never an actual explanation on how easy it is to look up everything. You may already know all of this, but I sure wish I knew when I first started grinding knowledge!

Step 1: Locate knowledge hint through the Knowledge Menu (H button).



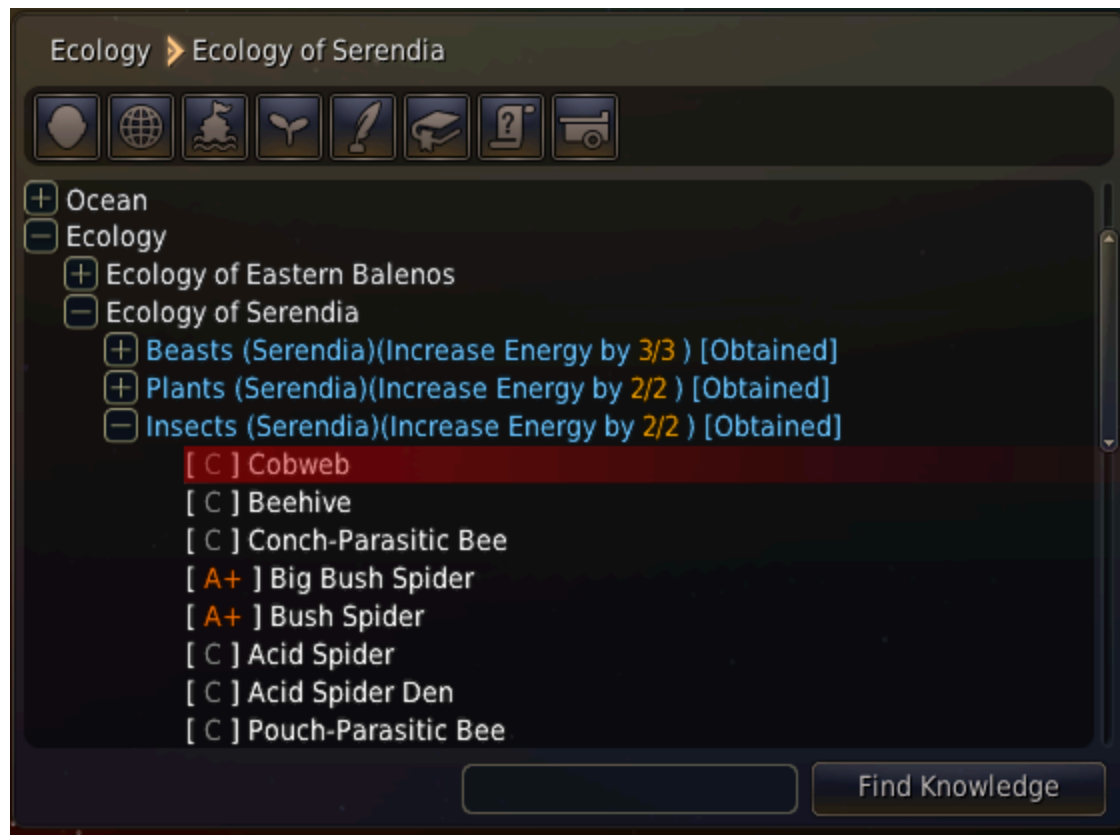
Step 2: Pull up bddatabase.net and input hint into search box. This will bring up at least 3 of the search results shown below:

Show	10	entries	Filter:	
Showing 1 to 3 of 3 entries				Previous 1 Next
ID		Title		Level
34762		Calpheon Shrine Pillar	Item	0
4762		Calpheon Shrine Pillar	Knowledge	1
24096		Calpheon Shrine Pillar	NPC	47
ID		Title		Level
Show	10	entries	Filter:	
Showing 1 to 3 of 3 entries				Previous 1 Next

Step 3: Most, but not all, of the Character and Ecology knowledge can be found by clicking the NPC link from the results page to bring up a map to the designated location.


24096		Calpheon Shrine Pillar	NPC	47
-------	--	------------------------	-----	----

Cobweb, for instance, is in the Ecology section under Serendia Insects.



When searching the site for Cobweb and clicking the NPC link, a map will indeed come up with the location of the item. However, if you were to go there and find the cobweb item, you would not get credit for the knowledge.

ID: 24060
Cobweb
NPC
Level: 31



- Description:
Sure Cobwebs are an annoyance in forests teeming with Spiders. But imagine a forest full of Gargantua Spiders, where getting caught in their sticky silks becomes a matter of life and death! Cobwebs don't look very strong from afar, but if you go all willy-nilly into places with a lot of them you may find yourself suddenly getting caught up, with a bunch of hungry eight-leggeds watching you and waiting to pounce.

[Report an error](#)


Login to edit data on this page.

BBCode
 [Copy](#)


HTML
 [Copy](#)

+

-




If you get stuck, you can always double check by clicking the Item link for the knowledge in the search results and find out that in this case, the knowledge is learned from an NPC named Amaranto at 200 amity.

ID: 34182
Cobweb
 Consumable
Weight: 0.00 LT

- Personal Transaction Unavailable

- Description:
Provides knowledge on Cobweb.

Knowledge:
 - Cobweb

- Price: 30,000
Market Price: N/A

[Report an error](#)

Login to edit data on this page.

BBCode
 [Copy](#)


HTML
 [Copy](#)

Can be obtained from

Comments (1)

Show entries Filter:

Showing 1 to 1 of 1 entries Previous 1 Next

ID		Title	Requirements	Conditions
41040		Amaranto	Required Energy: 3	Required Amity: 200 Required Amity: 150 Don't have knowledge on: Cobweb

Show entries Filter:

Showing 1 to 1 of 1 entries Previous 1 Next

This is a good time to mention an awesome streamer by the name of [Lethalfrag](#). He is working on an Amity Masterlist that is an amazing reference and has helped get me unstuck on particularly slippery bits of knowledge. The google doc can be found [here](#).

A few pieces of knowledge do not give any hints when you hover over the question marks, for instance the Fish Species category under Ecology. The bddatabase.net website has an alternate way to find these unknown knowledge tidbits using the drop down menus at the top of the website.

The above method has served me well so far for Character, Ocean, and Ecology categories. The rest of this guide will focus on the hard bits of knowledge that I have had issues finding. I will add more when I encounter or hear about them.

Water Strider - Luckily, I had only killed 10 before I found out that you needed to rent a practice matchlock and shoot one of these for its knowledge.