

# Arlington Indoor Percussion

## How to set up your drum-a-thon page

AIP Drum-A-Thon: <https://bit.ly/aip-drum>

Participant Center: <https://go.rallyup.com/aip>

YHS Bands Page: <https://yorktownband.org/practice>

You will receive an email from [noreply@rallyup.com](mailto:noreply@rallyup.com) with the subject line of “Your participant registration is confirmed”

This email details what you need to do:

Click on the link to “Customize your fundraising page”

1. Enter the email address where you received the registration email
2. You will then receive a confirmation (from [noreply@rallyup.com](mailto:noreply@rallyup.com) with subject line “RallyUp: Please confirm your email to access your account”
3. Click “Confirm email and sign in”
4. You will need to enter your email again
5. Then you can create a password for your account
6. Once logged in you can click on “My Members” and then click your name

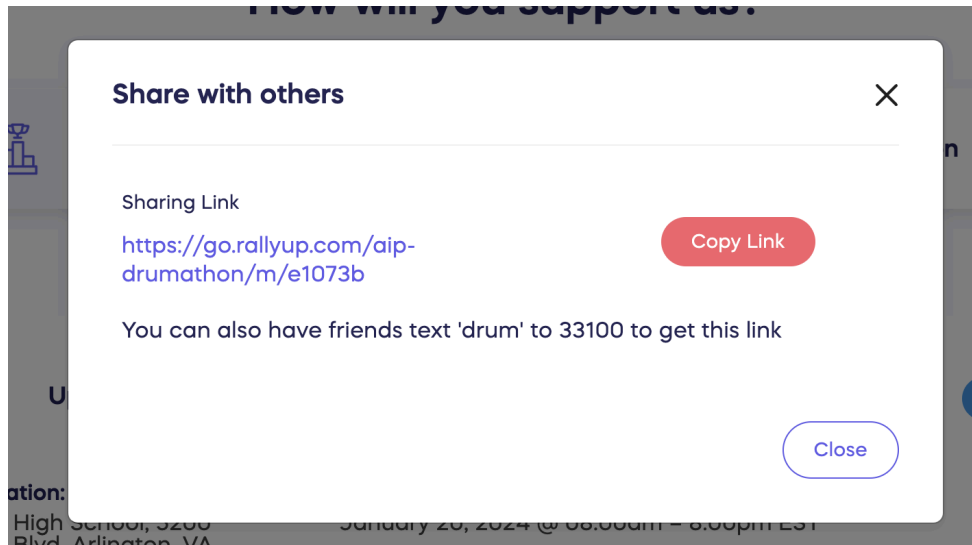
MY ACCOUNT ⓘ

The screenshot shows the 'My Account' page for a user named Lisa Backer. On the left, there is a profile card with an orange circular avatar containing the letters 'LB', the name 'Lisa Backer', and an email address 'eshta.dc@gmail.com'. Below the email are buttons for 'Edit Profile' and 'Download my data'. On the right, under the heading 'My Activity', there is a sub-header 'Track your activity across fundraising experiences' and a navigation bar with links: 'My Donations', 'My Bids', 'My Members' (which is highlighted), 'My Teams', and 'My Referrals'. Below this is a search bar labeled 'SEARCH BY NAME' with a magnifying glass icon. A table follows with columns: 'Name', 'Team', 'Experience', and 'Raised'. The table contains one entry for 'Lisa Backer' with 'No Team', 'Arlington Indoor Percussion D...', and '\$0.00\*'. At the bottom left of the page, there are links for 'My Activity' and 'My Payment Method'.

| Name        | Team    | Experience                       | Raised  |
|-------------|---------|----------------------------------|---------|
| Lisa Backer | No Team | Arlington Indoor Percussion D... | \$0.00* |

7. Then click on “View Fundraising Page” to visit your individual page





Note the option to text for a link will send a link to the full AIP Drum-A-Thon event

Make sure your donors pick “Pledge by the hour”.

This option allows your donors to either pledge by the hour or make a flat rate donation - but importantly they will have to select the participant who should get credit for the donation.

## Frequently Asked Questions

**That seems like a lot to remember to find my page - isn't there an easier way to get to my fundraising page?**

Sure! Once you've created an account, you can access the Participant Center at <https://go.rallyup.com/aip> to view the leaderboard. Click the “Participants” tab and then your name to access your fundraising page and make any edits.

**My donor said they didn't see an option to credit their donation to me. What should I do?**

Just email to [yorktownbandarlington@gmail.com](mailto:yorktownbandarlington@gmail.com) and the boosters can adjust the donation to credit you individually.

**Do I have to log my hours?**

No. The boosters will credit all participants with their hours at the conclusion of the event.

**When will my donors be charged?**


Any donors who pledge by the hour will be charged when the event is closed on January 27.


**Can donors still support me after the drum-a-thon has ended?**

Yes! We will be able to accept donations online until the end of the day on January 26.

**What if my donors want to write a check?**

Contact [yorktownbandarlington@gmail.com](mailto:yorktownbandarlington@gmail.com) and we'll get you answers. Alternatively, just click "Contact Organizer" on the RallyUp site. It will go to the same place and is easier to remember.


**YORKTOWN  
BAND**



## Arlington Indoor Percussion Drum-A-Thon


Pledge

\$0

RAISED

0%

of \$7,000 goal



How will you support us?

CONTACT ORGANIZER