




Competencies/Skill Focused	TLO	Suggested Activities	LAT
Formation of Numbers. Problem solving ability	1) Writes the numbers in figures. 2)writes the number name, forming a numbers. 3)Finds the cost of money from the one [Develops vocabulary. Creative writing based on the pictures. 4)Bigger number and smaller number	<p><u>ACTIVITY NO. 1</u>TENS AND ONES</p> <p>No. of periods required: 1</p> <p>Resources / Material required: Ppt, Flash cards showing numbers.0-100, Flash cards showing numbers.0-100 in the form of ones and tens pictures. E.g. 35 – 3 bundles of tens and 5 singles</p> <p><u>STEP- 1</u> :Explain students about ones and tens by showing ppt, flash cards. Take the practise with many numbers.</p> <p><u>STEP- 2</u>: Ask students how many tens and ones are there in that particular number.</p> <p><u>ACTIVITY NO. 2</u>FORMATION OF NUMBERS</p> <p>No. of periods required: 4</p> <p>Resources / Material required: Flash cards showing tens and ones, Number rods –tens and singles, things like ice-cream sticks, straws etc.</p> <p><u>STEP- 1</u>: Show the flash cards with sticks 1-9 and ask students to count and tell the number. Remind the term ones.</p> <p><u>STEP- 2</u>: Show the flash card having 10 – sticks. Remind the term ten. [i. e. 10 Ones = 1Ten.] Now onwards use a flash card showing bundle of 10 sticks instead of 10 separate sticks.</p> <p><u>STEP- 3</u>:Show the flash card having 1-ten [a bundle of 10 sticks] and a flash card showing 1-stick together. Ask students to read the number. i.e. 1 Ten and 10 ones= 11.</p> <p><u>STEP- 4</u>: Repeat this activity with numbers from 12-100.</p>	<p><u>ACTIVITY NO. 1</u></p> <p>Recapitulation n: Using flash cards, things, writing on board ask such problems to the students.</p> <p>Assessment : Unit-13 Worksheet no. 1,</p> <p><u>ACTIVITY NO. 2</u></p> <p>Recapitulation n: Using flash cards, things, writing on board ask such problems to the students.</p> <p>Assessment :Unit-13 Worksheet no. 2, Maths text book page no. 130, 131.</p> <p>Enrichment Time Project Work :</p>

		<p>Note : For the number 20 , use flash card having 2-tens [2 bundles of 10 sticks each] And so on.....upto 100.</p> <p>STEP- 5:Repeat this activity using other teaching –learning material like beads, straws, ice-cream sticks etc.</p> <p>ACTIVITY NO.3SHOPPING</p> <p>No. of periods required: 4</p> <p>Resources / Material required: Different flash cards showing different pictures 1-9, Currency notes , coins, things like pencils, sharpeners, colours etc.</p> <p>STEP- 1:Showing flash cards / things tell students that the cost of 1 pencil is Rs. 5 .</p> <p>Call three students and ask to buy one pencil to everybody. .Now ask students to find out the cost of all three pencils together.</p> <div style="display: flex; align-items: center; justify-content: center;">  Rs. 5 and  Rs. 5 </div> <div style="display: flex; align-items: center; justify-content: center; margin-top: 10px;"> and  Rs. 5 </div> <p>Means $5+5+5$</p> <p>Explain : $5+5=10$ $10+5= 15$</p> <p>The cost of three pencils together is Rs. 15.</p> <p>Note: Use currency for this activity.</p> <p>Step 2: Repeat such activities with other pictures/ things for many times.</p> <p>ACTIVITY NO. 4NUMBER NAMES</p> <p>No. of periods required: 2</p> <p>Resources / Material required: Ppt, chart showing numbers and number names.0-100</p> <p>STEP- 1:Ask students to read the chart or observe the ppt and say the number names 0-100after teacher.</p> <p>ACTIVITY NO. 5BIGGER NUMBER ; SMALLER NUMBER; equal numbers</p> <p>No. of periods required: 1</p>	<p>Draw and colour / cut and paste the tens and ones to show numbers from 1-100. This project work can be given in groups.</p> <p>My Creativity : Create your own problem , write the answers and show your teacher.</p> <p>ACTIVITY NO.3 Recapitulation: Using flash cards, things, writing on board ask such problems to the students.</p> <p>Assessment :Unit-13 Worksheet no. 3 Maths text book page no. 131.</p> <p>Enrichment Time Project Work : Draw and colour / cut and paste things you</p>
--	--	--	--

		<p>Resources / Material required: Ppt, Flash cards showing numbers and number names.0-100</p> <p>STEP- 1:[Method1] Show any two number flash cards. E. g. 37 , 78 Explain that the number which comes first is the smaller number and the number which comes after is the bigger number. In above case 37 is the smaller number and 78 is the bigger number.</p> <p>STEP- 2:Repeat the same with other numbers also.</p> <p>STEP- 3: [Method 2]* Show any two number flash cards. E. g. 37 , 78 Explain.. Think about first digit in both numbers i.e. 3 and 7 Then the digit which comes first is the smaller digit and the digit which comes after is the bigger digit. In above case 3 is smaller and 7 is bigger , so 37 is smaller and 78 is bigger. Suppose the first digit in both the numbers are same , then we should see the second digit. E.g. 48 and 43 In this case the first digits are same,so we should see the second digit i.e. 8 and 3. Here , 8 is bigger and 3 is smaller , so 48 is bigger and 43 is smaller.</p> <p>Note for teacher: Teacher should provide sufficient drill so that students can get the clear idea.</p> <p>STEP- 4:By showing the flash cards of same numbers tell the students that they are equal numbers.</p> <p>ACTIVITY NO. 6Develop a story No. of periods required: 1 Resources / Material required: Flash cards of any story, ppt</p> <p>STEP- 1:By showing the flash cards / bby using ppt ask some questions to the students related to that story and complete the story.</p> <p>Enrichment Time</p>	<p>like. Discuss the cost of things with your parent. Write the cost below each thing. Play A game 'shopping' with your friends.</p> <p>ACTIVITY NO. 4 Recapitulation n: Ask students to tell the spellings of number names from 0-100 and write in their note books.</p> <p>Assessment : Unit-13 Worksheet no. 4</p> <p>ACTIVITY NO. 5 Recapitulation n: More practise of such problems.</p> <p>Assessment : Unit-13 Worksheet no. 5</p> <p>ACTIVITY NO. 6 Enrichment Time Project Work :</p>
--	--	---	---

		<p>Draw and colour / cut and paste pictures of any story you like most.</p> <p>My Creativity : Create your own story in the form of pictures and tell to your friends..</p>	<p>Draw and colour / cut and paste pictures of any story you like most.</p> <p>My Creativity : Create your own story in the form of pictures and tell to your friends..</p>
--	--	--	--