



### CATCH-UP FRIDAYS TEACHING GUIDE

<b>Catch-up Subject:</b>	LITERACY	<b>Grade Level:</b>	Kindergarten
<b>Quarterly Theme:</b>	Appreciating in our country <i>(refer to Enclosure No. 3 of DM 001, s. 2024, Quarter 3)</i>	<b>Date:</b>	Febuary 02, 2024
<b>Sub-theme:</b>	We know animals around us <i>(refer to Enclosure No. 3 of DM 001, s. 2024, Quarter 3)</i>	<b>Duration:</b>	40 mins <i>(time allotment as per DO 21, s. 2019)</i>
<b>Session Title:</b>	<b>Common Animals(PNEKA-le-1}</b>	<b>Subject and Time:</b>	Physical and Natural environment 08:15 – 10:55 AM <i>(schedule as per existing Class Program)</i>
<b>Session Objectives:</b>	Pagkatapos ng Gawain,  At the end of the lesson, - The learners shall be able to identify the beginning letter and sounds of common animal's name. -The learners shall be able to count syllables of a given words( animal's name)		
<b>References:</b>	Deped Matatag curriculum		
<b>Materials:</b>	Large pictures or flashcards of different common animals puzzle		
<b>Components</b>	<b>Duration</b>	<b>Activities</b>	
<b>Activity</b>	15 mins	Pagbati. Pang-araw-araw na Gawain.  Magpakita ng mga larawan ng mga hayop na nakikita sa kapaligiran	



## CATCH-UP FRIDAYS TEACHING GUIDE



Itanong:

Nakilala ba ninyo ang mga nasa larawan?

Anu ano ang mga nasa larawan?

Ipapasabi ang bawat letra/tunog ng ngalan ng hayop.

Talakayin ang mga karaniwang hayop na makikita sa kapaligiran.



Gawin:

**“PUZZLE.”**










Bubuuin ng mga bata ang mga puzzle at sasabihin nila ang kung ano ang nabuo nila mula sa puzzle.



**CATCH-UP FRIDAYS TEACHING GUIDE**

		<div data-bbox="1059 235 1856 373" data-label="Image"> </div> <p data-bbox="1031 435 1996 570">                     -babanggitin ng bata ang ngalan ng hayop na nabuo nila mula sa puzzle.                      -ipapabilang sa pamamagitan ng palakpak ang bilang ng pantig ng bawat ngalan ng hayop.                 </p> <p data-bbox="1031 607 1983 672">                     Isusulat ng guro ang ngalan ng mga hayop sa pisara at ipapabasa muli sa mga bata kasabay ang pagbilang ng pantig.                 </p> <ol data-bbox="1081 711 1260 886" style="list-style-type: none"> <li>1. A-so</li> <li>2. Ba-ka</li> <li>3. Pa-la-ka</li> <li>4. Ka-ba-yo</li> <li>5. Pu-sa</li> </ol>
<p><b>Reflection</b></p>	<p>15 mins</p>	<p data-bbox="1031 1024 1771 1057">Kulayan ang mga hayop na nakikita sa kapaligiran.</p> <div data-bbox="1031 1057 1896 1219" data-label="Image"> </div>
<p><b>Wrap Up</b></p>	<p>5 mins</p>	<p data-bbox="1031 1300 1609 1333">Bilugan ang tamang ngalan ng larawan.</p> <div data-bbox="1031 1333 1908 1471" data-label="Complex-Block">  <div data-bbox="1156 1357 1472 1414" data-label="Text"> <p>Aso    uso</p> </div>  <div data-bbox="1647 1373 1908 1414" data-label="Text"> <p>piso    pusa</p> </div> </div>

**CATCH-UP FRIDAYS TEACHING GUIDE**

		 <div style="border: 1px solid black; display: inline-block; padding: 2px 10px;">biba bibe</div>  <div style="border: 1px solid black; display: inline-block; padding: 2px 10px;">baka boka</div>  <div style="border: 1px solid black; display: inline-block; padding: 2px 10px;">palaka piloka</div> <p>Ikahon ang unahang titik/tunog ng bawat larwan.</p> <ol style="list-style-type: none"> <li>1.  <div style="border: 1px solid black; display: inline-block; padding: 2px 10px;">p b k</div></li> <li>2.  <div style="border: 1px solid black; display: inline-block; padding: 2px 10px;">l b p</div></li> <li>3.  <div style="border: 1px solid black; display: inline-block; padding: 2px 10px;">b a k</div></li> <li>4.  <div style="border: 1px solid black; display: inline-block; padding: 2px 10px;">s p i</div></li> <li>5.  <div style="border: 1px solid black; display: inline-block; padding: 2px 10px;">b p i</div></li> </ol> <p>Bilangin ang pantig ng bawat salita.</p> <ol style="list-style-type: none"> <li>1. Palaka</li> <li>2. Pusa</li> <li>3. Isda</li> <li>4. Kabayo</li> <li>5. aso</li> </ol>
<p><b>Drawing/Coloring Activity (Grades 1- 3)</b>  <b>Journal Writing (Grades 4 - 10)</b></p>	<p>5 mins</p>	<p>Collage Activity.  Dikitan ng makulay na pinunit na papel.</p> 

## CATCH-UP FRIDAYS TEACHING GUIDE

Prepared by:

--	--	--

Rheneliza R.Putalan  
KINDERGARTEN TEACHER

### Mapped subject

Grade Level: Grade 7  
Subject: Science

Quarter	Content Standard	Performance Standard	Most Essential Learning Competencies	Duration	K to 12 CG Code
	<i>The learners demonstrate understanding of...</i>	<i>The learners should be able to...</i>			

## CATCH-UP FRIDAYS TEACHING GUIDE

3rd	motion in one dimension	conduct a forum on mitigation and disaster risk reduction	Describe the motion of an object in terms of distance or displacement, speed or velocity, and acceleration	Week 1-2	S7FE-IIIa-1
			Create and interpret visual representation of the motion of objects such as tape charts and motion graphs	Week 3	S7FE-IIIb-3
	waves as a carriers of energy		Infer that waves carry energy	Week 4	
			Describe the characteristics of sound using the concepts of wavelength, velocity, and amplitude	Week 4	S7LT-III d-7
	the characteristics of light	suggest proper lighting in various activities	Explain color and intensity of light in terms of its wave characteristics	Week 5	

### Sample Class Program

#### GRADE 7 MATATAG CLASS PROGRAM

School Year 2023-2024

TIME	MONDAY	TUESDAY	WEDNESDAY	THURSDAY	FRIDAY
7:00-7:20	<i>FLAG CEREMONY</i>				
7:20-8:20	MATH	MATH	MATH	MATH	Independent Learning (MATH)
8:20-9:20	FILIPINO	FILIPINO	FILIPINO	FILIPINO	ESP
9:20-9:50	<i>RECESS</i>				
9:50-10:50	TLE	TLE	HOMEROOM GUIDANCE	TLE	TLE
10:50-11:50	MAPEH	MAPEH		MAPEH	MAPEH
12:00-1:00	<i>LUNCH BREAK</i>				
1:00-2:00		SCIENCE	SCIENCE	SCIENCE	SCIENCE
2:00-3:00	ARALING PANLIPUNAN	ARALING PANLIPUNAN		ESP	ARALING PANLIPUNAN
3:00-4:00	ENGLISH	Independent Learning (ENGLISH)	ENGLISH	ENGLISH	ENGLISH