

Alphabet Activity Guide for Preschoolers

Engage young learners with our comprehensive "Alphabet Activity Guide," perfect for incorporating hands-on, multi-sensory learning into your preschool curriculum. Each week focuses on a different letter of the alphabet, combining explicit instruction with engaging group activities that reinforce letter sounds, writing, and recognition of both uppercase and lowercase forms.

What's Inside:

This guide includes a series of activities for each letter from A to Z. Activities range from driving cars on road-letter tracks for 'C', using costume elephant ears for 'E', to crafting noodle necklaces for 'N'. Each activity is designed to make learning dynamic and memorable by integrating sensory and motor skills development.

How to Use:

- **Setup:** Each activity is linked to specific resources available on our website or has a description of the process, ensuring you have everything you need.
- **Implementation:** Activities are designed to last 5-7 minutes of direct teaching followed by a hands-on activity, making each lesson manageable and engaging.

- **Integration:** These activities can be seamlessly integrated into your existing curriculum, enhancing your teaching without overwhelming your schedule.




Benefits:

- **Multi-Sensory Learning:** Combines visual, auditory, and tactile learning to cater to all learning styles.
- **Engagement:** Keeps young learners engaged and excited about the alphabet through varied and interactive activities.
- **Skill Development:** Supports the development of fine motor skills, phonetic awareness, and letter recognition.

Discover the joy of teaching the alphabet in a dynamic and engaging way with our "Alphabet Activity Guide." Perfect for any preschool classroom focused on creating a hands-on learning environment that celebrates the joy of discovery. Visit [Preschool Vibes](#) to access all resources.


[Alphabet Activity Guide for Preschoolers](#)

A - Apples:

 Get enough apples for everyone in the class. Open your mouth and say A says /a/ then take a bite of your apple.

[Watch the Activity](#)

B - Balloon Bat and Ball:

 Use balloons to teach the 'B' sound through physical interaction.

[Watch the Activity](#)

C - Car on Road:

 Students drive toy cars on road letters to explore 'C'.


[Road Letters Guide](#) | [Watch Here](#)

D - Donut Toss:

 Children toss inflatable donuts onto cones while saying 'D' says /d/.

[Buy Donuts Here](#)

E - Elephant Ears:


 Use costume ears for an 'E' stomping game. Each student gets a turn pretending to be an elephant as they stomp on the capital and lowercase E's written on paper plates saying, E says /e/.

[Buy Elephant Ears](#)

F - Flashlight Fun:

 Illuminate 'F' using flashlight cards.
[Alphabet Flashlight Cards](#) | [Watch Here](#)

G - Glue Dots on G:

 Each student will get a large letter G and a glue bottle. They will make glue dots all around the G as they say, G says /g/. When dry use your finger to trace over glue dots on 'G' to reinforce its shape.

[Tactile Letter Tracing](#) | [Watch Here](#)

H - Hand Movement Bracelets:


 Enhance letter recognition with learning bracelets.
[Swift Learning Bracelets](#) | [Watch Here](#)

I - I Spy Lowercase:


 A game to identify lowercase letter i.

[I Spy Lowercase](#)

J - Jumping Contest or Jingle Bells:

 Engage your students in a dynamic jumping contest to reinforce the 'J' sound. Place duct tape on the floor as a starting line. As you hold up a letter 'J' card, each student says "J says /j/" before jumping as far as they can. Focus on the fun of jumping rather than measuring distance. Additionally, if you're teaching the letter 'J' around the holiday season, introduce a crafty jingle bell activity. Shape a pipe cleaner into a 'J', attach a jingle bell, and have students say "J says /j/" followed by singing "Jingle Bells." This activity combines physical movement with musical fun, emphasizing the phonetic sound of the letter J in memorable ways.

K - Letter K Poem:

 Use a letter poem to teach the letter 'K'. Print a copy for each student and have them circle all of the letter K's in the poem.


[Letter Poems](#) | [Watch Here](#)

L - I Spy Capitals:


 An uppercase letter recognition game.

[I Spy Capitals](#)

M - Mud Writing:

 Dive into sensory learning with Mud Writing for the letter M. Give each student a plate with a scoop of chocolate pudding, playfully referred to as "mud." Encourage students to practice writing the letter 'M' in the mud, using their fingers. This engaging activity not only helps reinforce the shape and sound of the letter M but also enhances fine motor skills and sensory integration. By associating the letter with a fun and tactile experience, students are more likely to remember its formation and sound.

N - Noodle Necklace:

 For the letter N, engage your preschoolers in creating Noodle Necklaces. Before the activity, have students help paint rigatoni noodles in various colors, allowing them to dry overnight. During the activity, provide each child with a length of yarn or string and let them thread the colorful noodles onto it to create their own necklaces. This activity combines fine motor skill development with letter recognition as you emphasize the sound of 'N' while they work. Discuss other words that start with N as they string their noodles, making the connection between the letter and everyday objects. This craft not only reinforces the letter 'N' but also provides a tangible



artifact that students can wear and share, enhancing their pride in learning and creating.

O - Trace, Erase, Try:

  Practice letters with erasable cards.



[Trace Erase Try Pack](#)

P - Playdough Press:


  Form 'P' with playdough and use environmental print posters.

[Environmental Print Alphabet](#)

Q - Q and U Stickers:

  Highlight the unique bond between the letters 'Q' and 'U' with a fun sticker activity. Provide each student with stickers labeled 'Q' and 'U'. Have them place the 'Q' sticker on one palm and the 'U' sticker on the other. Introduce the clapping poem: "Q and U, they stick like glue, they are never apart, this makes me very smart!" As they say the poem, students clap their hands together, symbolizing the connection between these two letters. This activity not only teaches letter recognition and phonics but also involves rhythmic movement and auditory learning, making it a multi-sensory experience that reinforces the concept of 'Q' always being followed by 'U' in words.

R - Rain Cloud:

 Create a learning station with a "Rain Cloud" setup on butcher paper, featuring a cloud and raindrops containing various letters. Have students identify and color in raindrops with the letter 'R', both uppercase and lowercase. This activity combines art with letter recognition, making learning about the letter 'R' visually engaging and interactive.

[Watch Rain Cloud Activity](#)

S - Sticker Letter S:

 Outline 'S' with stickers to reinforce its sound.


[Sticker Letters](#) | [Capital Sticker Letters](#)

T - T Coloring Page:

 Color in the letter 'T' and associated images.

[Alphabet Coloring Pages](#)

U - Fine Motor 'U':

 Dive into letter recognition with tactile activities for the letter 'U'. Provide each student with a printed letter 'U' and a

selection of mini manipulatives like erasers, magnetic bingo chips, or small objects. Encourage them to cover the outline of the letter, enhancing fine motor skills and letter familiarity through hands-on interaction. This method not only supports alphabet learning but also improves dexterity and hand-eye coordination.

[Fine Motor Magic](#)

V - Volcano Demonstration:



Dive into the dynamic world of volcanoes with the letter 'V'. Craft a single large volcano out of playdough and let it dry. For the eruption, fill it with baking soda dyed red to simulate lava. During the activity, have students chant "V says /v/" as their cue to watch as you pour vinegar into the crater, causing a dramatic eruption. This vivid demonstration blends a lesson on the letter 'V' with a fun, visual experiment, making the sound and shape of 'V' unforgettable.

[Watch Volcano Video](#)


W - Weather Word Web or Water Writing:



Combine literacy with environmental learning using the letter 'W'. Create a Weather Word Web on a large poster; students can lie on their stomachs and contribute words associated with weather. Alternatively, practice writing 'W' with water on a sidewalk or chalkboard.


[Watch Weather Activity](#)

X - X Marks the Spot:

 Engage with the letter 'X' using the alphabet artistry pack. Provide students with the letter X page, featuring a large central X. Students trace the large X, then use various colors to write additional X's surrounding it, reinforcing letter recognition and color usage. Finally, they cut out the letter along dotted lines, combining fine motor skills with literacy in a colorful, hands-on activity.


[Alphabet Artistry](#)

Y - Yellow Letter Hunt:

 In the "I Spy Letters" activity, students search for the letter 'Y' and color it yellow. Provide them with a yellow marker or crayon and let them find and color all the letter 'Y's on the page. This fun and interactive task helps reinforce letter recognition and introduces color association, making learning engaging and educational.

[Yellow Letter Hunt](#)

Z - Hunt & Find:

 Engage students in a letter 'Z' hunt, where they circle all the letter 'Z's they find on the provided page. This activity promotes keen observation and reinforces letter recognition in a fun and interactive way.

[Letter Hunt](#)

WWW.PRESCHOOLVIBES.COM