


Christmas Thematic Days

Reindeer Day



Make Antlers after reading
"Olive the other reindeer"

Gingerbread Day



characters

1	2	3	4	5	6
1	2	3	4	5	6

setting

refrain


how the story ended

[Graphic Organizer](#) for
comparing non-traditional
versions of the story

[Gingerbread Man Trap: Engineering Challenge Project ~ STEM Activity!](#)

**Followed by Gingerbread
Mapping Activity around the
school, culminating with
Gingerbread Treats

Grinch Day




Grinch Adjectives

[Nonfiction Caribou Study](#)

Food:	Habitat:
All About Caribou	
Predators:	Babies:
Size:	Interesting Fact:

[Math Word Problems](#) (Winter Themed)

"The Grinch was as
_____ as
_____. His
heart was as
_____ as
_____."



Reindeer Facts/Label the Reindeer (Enchanted Learning)

The Gingerbread Man Choice Menu
Based on Bloom's Taxonomy
Aligned with the Common Core

Bloom's Level	Student's Choice
Knowledge	Make a poster about what happened in the story. Include a title, a description of the main characters, the problem, and the solution.
Comprehension	Construct a flip book summarizing the story. Make sure to include the beginning, middle, and end.
Application	Create a newspaper article about what happened to the Gingerbread Man. Make sure to include a Wanted section for the Fox.
Analysis	Create a Venn Diagram comparing and contrasting the Gingerbread Man and the Fox.
Synthesis	Devise a costume or a plan that would keep the Gingerbread Man safe. Write a description of your plan and include pictures.
Evaluation	Write a book review for this book. Would you recommend it to a friend? Why or why not? Make sure to include an introduction sentence and closing sentence.



Green "Grinch-licked" Candy Canes
[Tag Download](#)
**Run on green construction paper

Bloom's [Gingerbread Choice](#) Activity

Make Reindeer Food



[Click for Labels](#)

Gingerbread House from Milk Cartons
Adjectives Writing Activity





**Write about why you think the Grinch hated Christmas...



From TPT:

- Write your own version of the Gingerbread Man
- History of GingerFolk

**Create a class book
– "Mr. Grinch, Please Don't Steal Our

<p>Creative writing craftivity</p>		<p>Stuff!”. The kids complete the sentence prompt, “Mr. Grinch, please don’t steal my _____. ” and illustrate their writing.</p>
		<p>**If you don’t like the candy cane idea, pass out “<i>Grinch Dust</i>” to the kids. Fill a baggie with green sprinkles and attach this poem...</p>
 <p>ReindeerCam.com Watch Santa feed the reindeer at 10 Central every weekday</p>		<p>**Write a Grinch How-To {How to be a Grinch}</p> <p>**Another simile activity... “The Grinch’s heart grew to be as big as a _____.”</p>



Reindeer Dash Math Game



Reindeer

Can you find 10 errors in the sentences below? Look for errors of capitalization, punctuation, spelling, and grammar.

- A reindeer have large, sharp hooves. Its hooves help the rein deer travel many mile over snow and ice.
- Both male and female reindeer have horns, or antlers, on their heads they shed there antlers each winter.
- A male reindeer is call a buck. A female reindeer is called a doe. A baby reindeer is called a fawn.
- An adult reindeer can way up to 300 pound

© EducationCity LLC. Education City (www.educationcity.com) is a registered trademark of Education City LLC.




Reindeer

Can you find 10 errors in the sentences below? Look for errors of capitalization, punctuation, spelling, and grammar.

- A reindeer have large, sharp hooves. Its hooves help the rein deer travel many mile over snow and ice.
- Both male and female reindeer have horns, or antlers, on their heads they shed there antlers each winter.
- A male reindeer is call a buck. A female reindeer is called a doe. A baby reindeer is called a fawn.
- An adult reindeer can way up to 300 pound

© EducationCity LLC. Education City (www.educationcity.com) is a registered trademark of Education City LLC.

Reindeer Punctuation Activity



Shirts!

Also, "Cindy Lou" hairstyles

****The Grinch is all about the JOY of Christmas. Spell out the word JOY in big bubble letters. Draw a picture of yourself in the center of the "O" ...or glue a picture of yourself inside. Fill the bubble letters up with words of things that bring you joy.**



Watch Rudolph for recess

Reindeer [Resource Site](#)





Another version:



Red Painted Noses; cute photo idea



Reindeer Noses M&M's

		
 <p>Reindeer Infograph</p>		<p>Grinch Day Invites (see download)</p>

Supplies Needed:

Grinch Day- Green Candy Canes

Gingerbread Day- Individually wrapped gingerbread treats, several boxes of graham crackers, candy for decorating, powdered sugar

Reindeer Day- Reindeer Food, Reindeer “treats”