

Plug-and-Play Chatbot Script (For Insta, Website



🔧 PART 1: Plug-and-Play Chatbot Script (For Insta, Website & SMS)

You can use this across:

- **Instagram DMs** (via ManyChat or IG automation tools)
 - **Website chat widgets** (like Tidio or Landbot)
 - **SMS bots** (Twilio, Texty, or HighLevel)
-

🔥 Start Here: Initial Greeting

👋 *Hey there! I'm [Your Name]'s virtual real estate sidekick.*

Looking to: ☒ 1 Buy a home

☐ 2 Sell a property

☐ 3 Just browsing 📺

(Tap a number to get started!)

🏠 Buyer Flow

If user picks ☒ 1...

🔍 Awesome! Let's find your dream home.

💰 What's your ideal price range?

- Under \$400k

- \$400k–\$800k
- Over \$800k

📍 What areas or zip codes are you looking in?

⌚ How soon are you hoping to move?

- ASAP
- 3–6 months
- Just browsing 🛌

✅ Got it! Want me to:

- 🏠 Send some matching listings?
 - ➡️📞 Book a quick call with [Your Name]?
 - 📅 Schedule a showing?
-

🏠 Seller Flow

If user picks 2...

👛 Selling time! I got you.
What's the address of the property?

🏠 Is it your primary home or an investment?

💰 Want a free home value estimate or to chat with [Your Name] about your selling strategy?

📞 I'll get that started. What's the best way to contact you?
(Email or phone preferred.)

📱 Browsing Flow

If user picks 3...

😎 Love a good scroll. Want:

- 🔥 This week's hottest listings?
 - 📍 Listings in a specific zip?
 - 📊 A free market update for your area?
-

💬 End of Flow: The Human Touch

🧠 Want to talk to a real human? Just type “**Agent Please**” and [Your Name] will jump in faster than you can say escrow.
Or book a quick call here → [Calendly Link]

🧠 PART 2: Zapier + ChatGPT Bot Guide (For DIY Legends)

Want to build your **own GPT-powered bot** that lives on your site or integrates with your CRM? Here's your quick-start recipe.

🔌 What You'll Need:

- ✓ [Zapier account](#) (Free to start)
 - ✓ [OpenAI API Key](#) (you'll need a free OpenAI account)
 - ✓ A lead source — like a form (Typeform, Webflow, Gravity Forms), website chat tool, or even SMS tool
 - ✓ A CRM or spreadsheet to store your leads (like Follow Up Boss, Google Sheets, Airtable, etc.)
-

🔧 Step-by-Step Setup:

Step 1: Create a Form or Trigger

- Use something like **Typeform**, **Landbot**, or **Tally.so**
- Ask buyer/seller Qs (like name, budget, move-in timeline, etc.)

Step 2: Zap It into ChatGPT

In **Zapier**, build this zap:

Trigger: New Form Submission

Action 1: “Formatter” (optional — clean up text)





Action 2: OpenAI → Chat Completion

Prompt Example:

“You’re a friendly real estate assistant. Based on this info, write a short summary of this lead’s needs and suggest 3 listings types they might like.”

(Insert fields: budget, location, timeline, etc.)

Step 3: Send the ChatGPT Reply Somewhere

-  Email to yourself or your team
-  Text to your phone using Twilio
-  Auto-fill into your CRM or Google Sheet
-  Auto-respond to the lead via email or SMS



Example Output:

"This buyer is looking for a home under \$600k in Scottsdale with quick move-in. Recommend townhomes near Old Town or new builds in North Scottsdale. Loves modern finishes, open floor plans. Send your 'Hot 5' listings ASAP."

Yes, *GPT did that. On autopilot.* 🤖



Bonus Prompt to Test:

“Act as a real estate chatbot. Greet a buyer, ask their price range, location, and move-in timeline. Be friendly, casual, and helpful. Make the tone match a modern real estate brand.”

Paste that into ChatGPT or Zapier's OpenAI step and watch it slay.