

GovHack National Winners by category

Category	Sub-category	Award	Project	URL	Team name	Location
Best open government data hack	Open government	1st	Mash Academy	http://hackerspac	Data4Kidz	Perth
Best open government data hack	Open government	1st	What Is Gov (Baby Don't Hurt Me)	http://hackerspac	All You Need Is Gov	Tasmania
Best open government data hack	Open government	2nd	5th-D Dataset	http://hackerspac	The graph team	Sydney
Best open government data hack	Open government	Highly Commended	Data-by-region comparator	http://hackerspac	Something Spatial	Sydney
Best open government data hack	Open government	Highly Commended	The Automatic Infographic Generator	http://hackerspac	PeterCV	Adelaide
Best digital humanities hack	Best Overall Digital Humanities Hack	1st	Languages of Sydney	http://hackerspac	The Fact Machine	Canberra
Best digital humanities hack	Best Overall Digital Humanities Hack	2nd	AussieMon: The Native Pokemon Game	http://hackerspac	Team Invisible Witches	Brisbane
Best digital humanities hack	Best Overall Digital Humanities Hack	2nd	What Is Gov (Baby Don't Hurt Me)	http://hackerspac	All You Need Is Gov	Tasmania
Best digital humanities hack	Best Overall Digital Humanities Hack	Highly Commended	The Hack Report	http://hackerspac	Lorem Ipsum	Tasmania
Best digital humanities hack	Best Overall Digital Humanities Hack	Highly Commended	When the Heck am I?	http://hackerspac	INTEC Disco Ninja's	Adelaide
Best digital humanities hack	Best use of Trove	1st	AussieMon: The Native Pokemon Game	http://hackerspac	Team Invisible Witches	Brisbane
Best digital humanities hack	Best use of Trove	1st	The Hack Report	http://hackerspac	Lorem Ipsum	Tasmania
Best digital humanities hack	Best use of Trove	2nd	Time Machine	http://hackerspac	Time Travelers Australia	Sydney
Best digital humanities hack	Best use of Trove	2nd	Altrove	http://hackerspac	TotesProfesh	Tasmania
Best digital humanities hack	Best use of Trove	Highly Commended	Hot News Time Machine	http://hackerspac	Hot News Time Machine	Sydney
Best digital humanities hack	Best use of National Archives of Australia data	1st	What Is Gov (Baby Don't Hurt Me)	http://hackerspac	All You Need Is Gov	Tasmania
Best digital humanities hack	Best use of National Archives of Australia data	2nd	When the Heck am I?	http://hackerspac	INTEC Disco Ninja's	Adelaide
Best science hack	Best Overall Science hack	1st	Environment Metropolitan Melbourne	http://hackerspac	M&O	Melbourne
Best science hack	Best Overall Science hack	2nd	CancerMash	http://hackerspac	SilentHackers	Sydney
Best science hack	Best Overall Science hack	Highly Commended	Sarbil – Search & Rescue	http://hackerspac	Sarbil	Perth
Best science hack	Best Overall Science hack	Highly Commended	Record Breakers: Climate Change Visualised	http://hackerspac	Ruby GovHackers	Canberra
Best science hack	Best Geoscience Award	1st	Landsat Time Lapse Journey	http://hackerspac	A Kicking Wheel	Canberra
Best science hack	Best Geoscience Award	2nd	Australia Through Time – iPad App	http://hackerspac	Conor O'Kane	Melbourne
Best science hack	Best Science Reporting	N/A	N/A	N/A	N/A	N/A
Best data journalism hack	Best Overall Data Journalism hack	1st	Languages of Sydney	http://hackerspac	The Fact Machine	Canberra
Best data journalism hack	Best Overall Data Journalism hack	2nd	Show the Gap	http://hackerspac	R3K1	Sydney
Best data journalism hack	Best Overall Data Journalism hack	Highly Commended	CancerMash	http://hackerspac	SilentHackers	Sydney
Best data journalism hack	Best use of AIHW data	1st	Show the Gap	http://hackerspac	R3K1	Sydney
Best data journalism hack	Best use of AIHW data	2nd	CancerMash	http://hackerspac	SilentHackers	Sydney
Best social inclusion hack	Best Overall Social Inclusion Hack	1st	Show the Gap	http://hackerspac	R3K1	Sydney
Best social inclusion hack	Best Overall Social Inclusion Hack	2nd	Senior Hub	http://hackerspac	The DJ Team	Adelaide
Best social inclusion hack	Best Overall Social Inclusion Hack	Highly Commended	Eventable	http://hackerspac	Rampsters	Melbourne
Best social inclusion hack	Best Overall Social Inclusion Hack	Highly Commended	Crime & Space	http://hackerspac	Acme Crime Lab	Perth
Best social inclusion hack	Best use of ABS.Stat (API) – Census data	1st	Who Do You Think You Are?	http://hackerspac	Hacker? I hardly know her	Canberra
Best social inclusion hack	Best use of ABS.Stat (API) – Census data	2nd	Who Is Canberra	http://hackerspac	Goldilocks Zone	Canberra
Best social inclusion hack	Best use of ABS.Stat (API) – Census data	Highly Commended	National Eyeball	http://hackerspac	The Kranzky Brothers	Perth
Best social inclusion hack	Best use of AIHW datasets	1st	Show the Gap	http://hackerspac	R3K1	Sydney
Best social inclusion hack	Best use of AIHW datasets	2nd	Australia On Drugs	http://hackerspac	BeaverLodge	Perth
Best social inclusion hack	Best use of National Government Spatial Information	1st	Data-by-region comparator	http://hackerspac	Something Spatial	Sydney
Best social inclusion hack	Best use of National Government Spatial Information	2nd	Stat.Map	http://hackerspac	Michael de Hoog	Canberra
Best social inclusion hack	Best use of National Government Spatial Information	Highly Commended	Shapgram	http://hackerspac	roroYo	Adelaide
Best social inclusion hack	Best use of National Government Spatial Information	Highly Commended	Check out my Roofage: Geelong Edition	http://hackerspac	Yuri and the Beards	Melbourne
Best social inclusion hack	Best use of National Government Spatial Information	Highly Commended	City Companion	http://hackerspac	Elite Four	Gold Coast
Best business hack	Best overall Business hack	1st	Sarbil – Search & Rescue	http://hackerspac	Sarbil	Perth
Best business hack	Best overall Business hack	2nd	Unleashing SA	http://hackerspac	SpryLithe	Adelaide
Best business hack	Best overall Business hack	Highly Commended	Energy Calculator and Comparison tool	http://hackerspac	Jonathan and Wai	Canberra
Best business hack	Best overall Business hack	Highly Commended	Stat.Map	http://hackerspac	Michael de Hoog	Canberra
Best business hack	Best use of Taxation data/APIs	1st	Data-by-region comparator	http://hackerspac	Something Spatial	Sydney
Best business hack	Best use of Taxation data/APIs	2nd	National Eyeball	http://hackerspac	The Kranzky Brothers	Perth
Best business hack	Best use of Taxation data/APIs	Highly Commended	Insight Detectives	http://hackerspac	Insight Detectives	Sydney
Best business hack	Best use of an Energy Rating dataset	1st	Energy Calculator and Comparison tool	http://hackerspac	Jonathan and Wai	Canberra
Best business hack	Best use of an Energy Rating dataset	2nd	Toastie	http://hackerspac	BigDataBigDreams	Sydney
Best business hack	Best use of an Energy Rating dataset	Highly Commended	Surge – Energy Search	http://hackerspac	Corrupt Robot Developer	Canberra
Best business hack	Best Statistical Storytelling with ABS.Stat (API)	1st	Live Labour Force	http://hackerspac	Soothsayers	Sydney
Best business hack	Best Statistical Storytelling with ABS.Stat (API)	2nd	Where Should I?	http://hackerspac	Hackwarriors	Canberra
Best business hack	Best Statistical Storytelling with ABS.Stat (API)	Highly Commended	Insight Detectives	http://hackerspac	Insight Detectives	Sydney
Best Victorian building permit data hack	Best Victorian building permit data hack	1st	A /dev/null > Project less	http://hackerspac	cat /dev/null > GovHack14f	Ballarat
Best Victorian building permit data hack	Best Victorian building permit data hack	2nd	Environment Metropolitan Melbourne	http://hackerspac	M&O	Melbourne
Best Victorian building permit data hack	Best Victorian building permit data hack	2nd	Real Trends	http://hackerspac	Real Trends	Melbourne
People's choice	People's choice	1st	What grows here?	http://hackerspac	Nature Ninjas	Adelaide
People's choice	People's choice	2nd	When the Heck am I?	http://hackerspac	INTEC Disco Ninja's	Adelaide
People's choice	People's choice	Highly Commended	Sarbil – Search & Rescue	http://hackerspac	Sarbil	Perth
Spirit of GovHack	National	1st	Push-Canberra	http://hackerspac	Mind the app	Canberra
Spirit of GovHack	National	2nd	driverZaid	http://hackerspac	On The Spot	Adelaide
Spirit of GovHack	National	Highly Commended	Environmental Justice Planner	http://hackerspac	Technogestic	Ballarat
Spirit of GovHack	National	Highly Commended	Herri – Find your place in your community	http://hackerspac	Herri	Melbourne
Team	Best Entrepreneurship Teams	1st	Stat.Map	http://hackerspac	Michael de Hoog	Canberra
Team	Best Entrepreneurship Teams	2nd	The Hack Report	http://hackerspac	Lorem Ipsum	Tasmania
Team	Best Entrepreneurship Teams	Highly Commended	Energy Calculator and Comparison tool	http://hackerspac	Jonathan and Wai	Canberra
Team	Best University Teams	1st		http://hackerspac	Invisible Witches	Brisbane
Team	Best University Teams	2nd		http://hackerspac	Fruit Toast	Adelaide
Team	Best University Teams	2nd		http://hackerspac	Data4Kidz	Perth
Team	Best University Teams	Highly Commended		http://hackerspac	M&O	Melbourne
Team	Best University Teams	Highly Commended		http://hackerspac	War Tapir	Adelaide
Team	Best School Teams	1st		http://hackerspac	The Code Cadets	Canberra
Team	Best School Teams	2nd		http://hackerspac	0x539	Canberra
Team	Best School Teams	Highly Commended		http://hackerspac	Sarbil	Perth
Team	Best School Teams	Highly Commended		http://hackerspac	Disaster Area	Adelaide

Team	Best Public Servant Teams	1st	http://hackerspac	Make Hack Void	Canberra
Team	Best Public Servant Teams	2nd	http://hackerspac	Just Kitten	Canberra
Team	Best Public Servant Teams	2nd	http://hackerspac	Michael de Hoog	Canberra
Team	Best Public Servant Teams	Highly Commended	http://hackerspac	TotesProfesh	Tasmania
Team	Best Public Servant Teams	Highly Commended	http://hackerspac	Jonathan and Wai	Canberra
Team	Best Public Servant Teams	Highly Commended	http://hackerspac	Charlie's Data Angels	Canberra
Team	Best Public Servant Teams	Highly Commended	http://hackerspac	Hakman	Adelaide
Team	Best Public Servant Teams	Highly Commended	http://hackerspac	A Kicking Wheel	Canberra
Team	Best Professional Geek Teams	1st	http://hackerspac	Jake MacMullin	Canberra
Team	Best Professional Geek Teams	2nd	http://hackerspac	Sarbi	Perth

National winner statistics

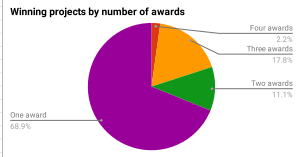
Winners by location	#	%	Rank	Projects by location	Winning share
NSW/Sydney	17	19.54%	2	25	68.00%
ACT/Canberra	24	27.59%	1	31	77.42%
Melbourne	8	9.20%	5	26	30.77%
Adelaide	13	14.94%	3	49	26.53%
Geelong/Batavat	2	2.30%	8	5	40.00%
Brisbane	3	3.45%	7	28	10.71%
Tasmania	8	9.20%	5	9	88.89%
Mount Gambier	0	0.00%	10	4	0.00%
WAlPerth	11	12.64%	4	18	61.11%
Gold Coast	1	1.15%	9	9	11.11%

Total 87
 Note some projects won more than once - "Winning share" isn't a representation of % of winning projects

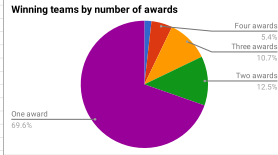
Winners by project

Project Name	1st	2nd	Highly Commended	N/A	Grand Total
5th-D Dataset	1				1
A (dev/null) > Project less	1				1
Altrove	1				1
AussieMon: The Native Pokemon Game	1	1			2
Australia On Drugs	1				1
Australia Through Time - iPad App	1				1
CancerMash	2				3
Check out my Roofage: Geelong Edition	1		1		2
City Companion			1		1
Crime & Space			1		1
Date-by-region comparator	2				3
driverZaid	1				1
Energy Calculator and Comparison tool	1		2		3
Environment Metropolitan Melbourne	1	1			2
Environmental Justice Planner			1		1
Eventable	1				1
Herri - Find your place in your community	1				1
Hot News Time Machine	1				1
Insight Detectives			2		2
Landsat Time Lapse Journey	1				1
Languages of Sydney	2				2
Live Labour Force	1				1
Mash Academy	1				1
N/A				1	1
National Eyeball	1		1		2
Push-Canberra	1				1
Real Trends	1				1
Recort Breakers: Climate Change Visualised			1		1
Sarbil - Search & Rescue	1		2		3
Senior Hub	1				1
Shapgram			1		1
Show the Gap	3	1			4
StatMap	1	1			2
Surge - Energy Search			1		1
The Automatic Infographic Generator			1		1
The Hack Report	1	1			2
Time Machine	1				1
Toastie	1				1
Unleashing SA	1				1
What grows here?	1				1
What is Gov (Baby Don't Hurt Me)	2	1			3
When the Heck am I?	2		1		3
Where Should I?	1				1
Who Do You Think You Are?	1				1
Who is Canberra	1				1
Grand Total	22	23	23	1	69

Winning projects by number of awards	#	%
Five awards	0	0.00%
Four awards	1	2.22%
Three awards	8	17.78%
Two awards	5	11.11%
One award	31	68.89%
Total	45	



Winning teams by number of awards	#	%
Five awards	1	1.79%
Four awards	3	5.36%
Three awards	6	10.71%
Two awards	7	12.50%
One award	38	69.64%
Total	65	



Winners by team

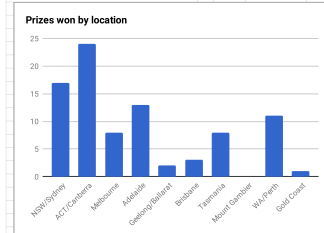
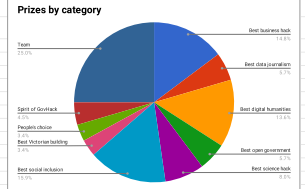
Team Name	1st	2nd	Highly Commended	N/A	Grand Total
0v09	1				1
A Kicking Wheel	1				1
Acme Crime Lab			1		1
All You Need is Gov	2	1			3
BeaverLodge			1		1
BigDataBigDreams			1		1
cat idevnull > GovHack14/Project_FINAL_project	1				1
Charlie's Data Angels			1		1
Conor O'Kane			1		1
Corrupt Robot Development			1		1
Data4Kidz	1	1			2
Disaster Area			1		1
Elite Four			1		1
Fruit Toast			1		1
Goldilocks Zone	1				1
Hacker? I hardly know her	1				1
Hackwarriors			1		1
Hakman	1				1
Hent			1		1
Hot News Time Machine	1				1
Insight Detectives			2		2
INTEC Disco Ninja's	1	2			3
Invisible Witches	1				1
Jake MacMullin	1				1
Jonathan and Wai	1		3		4
Just Kitten			1		1
Lorem Ipsum	1	1			2
M&O	1	1			2
Make Hack Void	1				1
Michael de Hoog	1	2			3
Mind the app	1				1
N/A				1	1
Nature Ninjas	1				1
On The Spot	1				1
PeterCV			1		1
RK1	3	1			4
Rampsters			1		1
Real Trends	1				1
roroYo			1		1
Ruby GovHackers			1		1
Sarbil	1	1			2
SilentHackers	1	2			3
Something Spatial	2		1		3
SoothsayRs	1				1
SpryLite	1				1
Team Invisible Witches	1	1			2
Technogestic			1		1
The Code Cadets	1				1
The DJ Team	1				1
The Fact Machine	2				2
The graph team	1				1
The Kranzky Brothers	1	1			2
Time Travelers Australia	1				1
TotesProfesh	1				1
War Tapir			1		1
Yuri and the Beards	1				1
Grand Total	26	29	32	1	88

Prizes by category

Category	1st	2nd	Highly Commended	N/A	Grand Total	% prizes
Best business hack	4	4			8	14.77%
Best data journalism hack	2	2			4	5.66%
Best digital humanities hack	4	5			9	13.64%
Best open government data hack	2	1			3	5.68%
Best science hack	2	2			4	7.96%
Best social inclusion hack	4	4			8	15.91%
Best Victorian building permit data hack	1	2			3	3.41%
People's choice	1	1			2	3.41%
Spirit of GovHack	1	1			2	4.55%
Team	5	7			12	25.00%
Grand Total	26	29	32	1	88	

Prizes by category

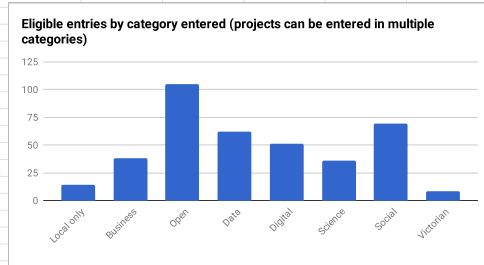
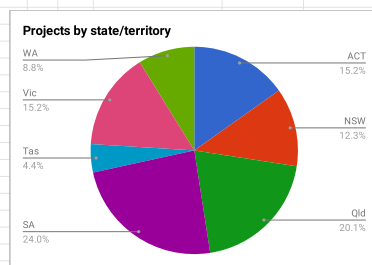
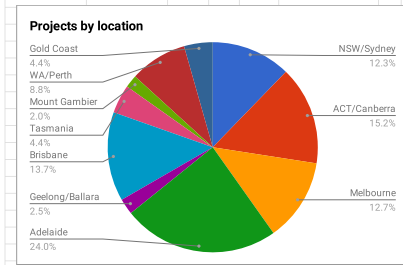
Category	Grand Total	% prizes
Best business hack	13	50.00%
Best data journalism hack	5	19.23%
Best digital humanities hack	12	46.15%
Best open government data hack	5	19.23%
Best science hack	7	26.92%
Best social inclusion hack	14	53.85%
Best Victorian building permit data hack	3	11.54%
People's choice	3	11.54%
Spirit of GovHack	4	15.38%
Team	22	84.62%
Total	68	



GovHack 2014 Statistics

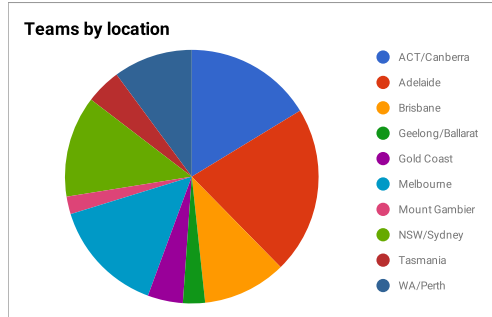
Projects by location			Eligible for awards by location			National Prize categories		Entries		% of eligible projects		Eligibility criteria considered	
NSW/Sydney	25	12.25%	5	NSW/Sydney	18	11.76%	3	Local only	14	9.15%			Have a video
ACT/Canberra	31	15.20%	2	ACT/Canberra	26	16.99%	2	Business	38	24.84%			Have provided code
Melbourne	26	12.75%	4	Melbourne	18	11.76%	3	Open Government	105	68.63%			
Adelaide	49	24.02%	1	Adelaide	34	22.22%	1	Data Journalism	62	40.52%			
Geelong/Ballarat	5	2.45%	9	Geelong/Ballarat	5	3.27%	9	Digital Humanities	51	33.33%			Not considered
Brisbane	28	13.73%	3	Brisbane	18	11.76%	3	Science	36	23.53%			Have a homepage
Tasmania	9	4.41%	7	Tasmania	8	5.23%	7	Social Inclusion	69	45.10%			
Mount Gambier	4	1.96%	10	Mount Gambier	4	2.61%	10	Victorian Building Permit	8	5.23%			
WA/Perth	18	8.82%	6	WA/Perth	15	9.80%	6						
Gold Coast	9	4.41%	7	Gold Coast	7	4.58%	8						
Total	204			Total	153			Average categories entered / project	2.78				

Projects by state			Eligible for awards by state			Share eligible for awards		
ACT	31	15.20%	3	ACT	26	16.99%	3	
NSW	25	12.25%	5	NSW	18	11.76%	5	
NT		0.00%		NT		0.00%		
Qld	41	20.10%	2	Qld	29	18.95%	2	
SA	49	24.02%	1	SA	34	22.22%	1	
Tas	9	4.41%	7	Tas	8	5.23%	7	
Vic	31	15.20%	3	Vic	23	15.03%	4	
WA	18	8.82%	6	WA	15	9.80%	6	
Total	204			Total	153			
							Share eligible for awards	75.00%



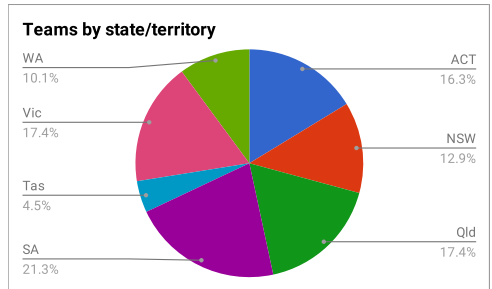
Teams by location

Location	No. Teams	Share Teams
ACT/Canberra	29	16.29%
Adelaide	38	21.35%
Brisbane	19	10.67%
Geelong/Ballarat	5	2.81%
Gold Coast	8	4.49%
Melbourne	26	14.61%
Mount Gambier	4	2.25%
NSW/Sydney	23	12.92%
Tasmania	8	4.49%
WA/Perth	18	10.11%
Grand Total	178	



Teams by state/territory Note - assumes no team is registered in multiple locations

State/territory	No. Teams	Share Teams
ACT	29	16.29%
NSW	23	12.92%
NT		0.00%
Qld	31	17.42%
SA	38	21.35%
Tas	8	4.49%
Vic	31	17.42%
WA	18	10.11%
Grand Total	178	



By location

	Business	Open Government	Data Journalism	Digital Humanities	Science	Social Inclusion	Victoria Building Permit	Local only	Total
ACT/Canberra	6	16	5	11	7	9	0	3	57
Adelaide	8	26	12	7	5	18	0	3	79
Brisbane	4	14	7	3	2	4	2	0	36
Geelong/Ballarat	1	3	2	1	0	2	1	1	11
Gold Coast	2	5	2	2	0	3	0	1	15
Melbourne	3	8	6	5	3	8	2	3	38
Mount Gambier	2	2	2	3	3	1	1	0	14
NSW/Sydney	4	14	13	7	6	9	1	1	55
Tasmania	3	6	6	5	3	5	1	0	29
WA/Perth	5	11	7	7	7	10	0	2	49
Grand Total	38	105	62	51	36	69	8	14	383

By state/territory

	Business	Open Government	Data Journalism	Digital Humanities	Science	Social Inclusion	Victoria Building Permit	Local only	Total
ACT	6	16	5	11	7	9	0	3	57
NSW	4	14	13	7	6	9	1	1	55
NT									
Qld	8	21	11	8	5	8	3	1	65
SA	8	26	12	7	5	18	0	3	79
Tas	3	6	6	5	3	5	1	0	29
Vic	4	11	8	6	3	10	3	4	49
WA	5	11	7	7	7	10	0	2	49
Grand Total	38	105	62	51	36	69	8	14	383

By location

	Business	Open Government	Data Journalism	Digital Humanities	Science	Social Inclusion	Victoria Building Permit	Local only	Total
ACT/Canberra	15.79%	15.24%	8.06%	21.57%	19.44%	13.04%	0.00%	21.43%	57
Adelaide	21.05%	24.76%	19.35%	13.73%	13.89%	26.09%	0.00%	21.43%	79
Brisbane	10.53%	13.33%	11.29%	5.88%	5.56%	5.80%	25.00%	0.00%	36
Geelong/Ballarat	2.63%	2.86%	3.23%	1.96%	0.00%	2.90%	12.50%	7.14%	11
Gold Coast	5.26%	4.76%	3.23%	3.92%	0.00%	4.35%	0.00%	7.14%	15
Melbourne	7.89%	7.62%	9.68%	9.80%	8.33%	11.59%	25.00%	21.43%	38
Mount Gambier	5.26%	1.90%	3.23%	5.88%	8.33%	1.45%	12.50%	0.00%	14
NSW/Sydney	10.53%	13.33%	20.97%	13.73%	16.67%	13.04%	12.50%	7.14%	55
Tasmania	7.89%	5.71%	9.68%	9.80%	8.33%	7.25%	12.50%	0.00%	29
WA/Perth	13.16%	10.48%	11.29%	13.73%	19.44%	14.49%	0.00%	14.29%	49
Grand Total	38	105	62	51	36	69	8	14	383
Share of entities	24.84%	68.63%	40.52%	33.33%	23.53%	45.10%	6.23%	8.16%	383

By state/territory

	Business	Open Government	Data Journalism	Digital Humanities	Science	Social Inclusion	Victoria Building Permit	Local only	Total
ACT	15.79%	15.24%	8.06%	21.57%	19.44%	13.04%	0.00%	21.43%	57
NSW	10.53%	13.33%	20.97%	13.73%	16.67%	13.04%	12.50%	7.14%	55
NT	0.00%	0.00%	0.00%	0.00%	0.00%	0.00%	0.00%	0.00%	
Qld	21.05%	20.00%	17.74%	15.69%	13.89%	11.59%	37.50%	7.14%	65
SA	21.05%	24.76%	19.35%	13.73%	13.89%	26.09%	0.00%	21.43%	79
Tas	7.89%	5.71%	9.68%	9.80%	8.33%	7.25%	12.50%	0.00%	29
Vic	10.53%	10.48%	12.90%	11.76%	8.33%	14.49%	37.50%	28.57%	49
WA	13.16%	10.48%	11.29%	13.73%	19.44%	14.49%	0.00%	14.29%	49
Grand Total	38	105	62	51	36	69	8	14	383

