




Quick Guide



## Read Aloud

Summary:

- Function of Read Aloud
- How to set up Read Aloud
- How do the students see and do the assignment
- How do I do the feedback for the students
- How do the students view the feedback

 Watch a demonstration

 Text only version

<p> What is Read Aloud</p>	<p><b>Information</b> An activity designed to assist teachers in evaluating their students' reading fluency. Students read a passage, set by the teacher, into a microphone. Later the teacher can mark words as incorrect and get the student WCPM (Words Correct Per Minute) scores.</p>
<p> How to set up Read Aloud</p>	<p><b>How to:</b></p> <ul style="list-style-type: none"> <li>● Put in the name of the assignment</li> <li>● Choose the time limit for the reading</li> <li>● Put in the passage that needs to be read</li> <li>● Adjust the Pre-attempt instructions if needed</li> <li>● Adjust the Post-attempt instructions if needed</li> <li>● Put in the Target words per minute, this will be what the grade is based on</li> <li>● Enable the following: (all are optional) <ul style="list-style-type: none"> <li>○ Can exit early</li> <li>○ Listen mode</li> <li>○ Practice mode - shadowing</li> <li>○ Practice mode - listen and repeat</li> <li>○ Max. attempts</li> </ul> </li> <li>● Put in the grade information</li> <li>● Recording and AI options <ul style="list-style-type: none"> <li>○ Audio recorder type</li> </ul> </li> </ul>





- Just start
  - Mic-test then start
- Passage Language
- TTS Voice
- TTS Speed
- Transcriber
- AWS Region
- Days to keep file
- WPM Adjust
- Submit uncompressed audio
- Post attempt options
  - Link to next activity - optional to link it to another activity. This means that they would have to do this assignment before getting access to a specific assignment
  - Evaluation display
    - Show the passage. Don't show evaluation of errors
    - Show the passage, and evaluation (WPM,ACC,Grade)
    - Show the passage, evaluation (WPM,ACC,Grade) and Errors
    - Show the passage, evaluation (WPM,Acc) and errors
- Click Save

☒ How do students use ReadAloud

**Information/How to:**

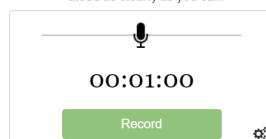
- Click on the assignment

Choose from the options below.

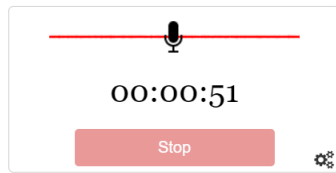
 <p><b>Listen:</b> Listen to a speaker read the passage aloud. You do not need to read aloud.</p>	 <p><b>Practice:</b> Listen to the speaker. Repeat after each sentence and check your pronunciation. <b>Model audio not marked up.</b></p>	 <p><b>Shadow Practice:</b> Read the passage aloud, along with the teacher. You should wear headphones.</p>
 <p><b>Read:</b> Read the passage aloud. Speak at a speed that is natural for you.</p>		

- Listen - to hear the passage read
- Practice - to practice reading before submitting the final recording
- Shadow Practice - practice reading with the teacher
- Click on Read
  - Click on Record and the text will appear for the student to read

To begin the activity first test your microphone. When we can hear sound from your microphone a start button will appear. After you press the start button, a reading passage will appear. Read the passage aloud as clearly as you can.



- The count down counter shows at the bottom of the passage



- Clip stop when done
- Click Check for Results to hear your recording
- Once the assignment is graded

To view grade

- Click on the assignment
- Click on View Full Report

[View Full Report](#)

How do I grade a ReadAloud assignment

### Information/How to:

### Grading

- Click on the assignment
- Click on the Grading tab
  - Click Grade Now to grade the recording
  - Click Delete to remove the recording so the student can re-record

1	Beal, Harrison F		1	1	100	1	AI	<a href="#">Grade Now</a>	2021-11-22 09:33:25	<a href="#">Delete</a>
---	------------------	--	---	---	-----	---	----	---------------------------	---------------------	------------------------



WPM	Acc(%)	Grade(%)	Mistakes
1	100	1	0

The **L**ord is my shepherd, I lack nothing.  
 He makes me lie down in green pastures,  
 he leads me beside quiet waters,

- Click the play arrow to hear the recording
- The report will show
  - The words per minute
  - Accuracy
  - Grade
  - Mistakes

[Grading Mode](#)

[Spot Check Mode](#)

[Transcript Check Mode](#)

[Clear all](#)

- The Grading Mode will appear grayed out

	<ul style="list-style-type: none"><li>● Click on Spot Check Mode to review the recording transcript</li><li>● Click Save changes</li></ul>
☒Additional Resources	<ul style="list-style-type: none"><li>● <b>xxxLink to Demo</b></li><li>● <b>xxxLink(s) to QRguide</b></li><li>● <b>xxxLink to other web resources</b></li><li>● <b>Pedi</b></li></ul>